

AirArabia



RESULTS PRESENTATION

Q2 / H1 2022

H1/Q2 2022 IN FOCUS

STRATEGIC SUMMARY – H1 2022

- Air Arabia reports solid H1 results as recovery in demand for air travel continued.
- H1 financial and operational performance is a testament to the strength of the business model and the value driven products provided.
- The strong performance in the first quarter continued in Q2, reinforced by higher customer demand and the cost control measures adopted by the management team.
- High seat factor of 79% supported by over 5.2 million passenger carried between January and June 2022 from all hubs.
- Air Arabia continued with its expanding strategy by adding 6 new aircrafts to its fleet and launching 16 new routes across its hubs in the UAE, Morocco and Egypt during the first six months of 2022.
- Fly Arna, National Airline of Armenia, launched operations in July and advanced stage with preparations for the launch of 'Fly Jinnah' in Pakistan.

FINANCIAL REVIEW

H1/Q2 2022

KEY PERFORMANCE – H1 2022

(AED Millions)	2022	2021	Change	%
Pax (m)	3.62	1.59	2.03	128%
LF %	79%	71%	8%	11%
Revenue (m)	2242	1068	1174	110%
Operating Profit / (Loss)	441.6	64.8	376.8	582%
Operating Profit / (Loss) Margin %	20%	6.1%	14%	
Net Profit / (Loss)	450.9	44.2	406.7	920%
* Pax (all hubs)	5.2 M	2.3 M		131%

KEY PERFORMANCE – Q2 2022

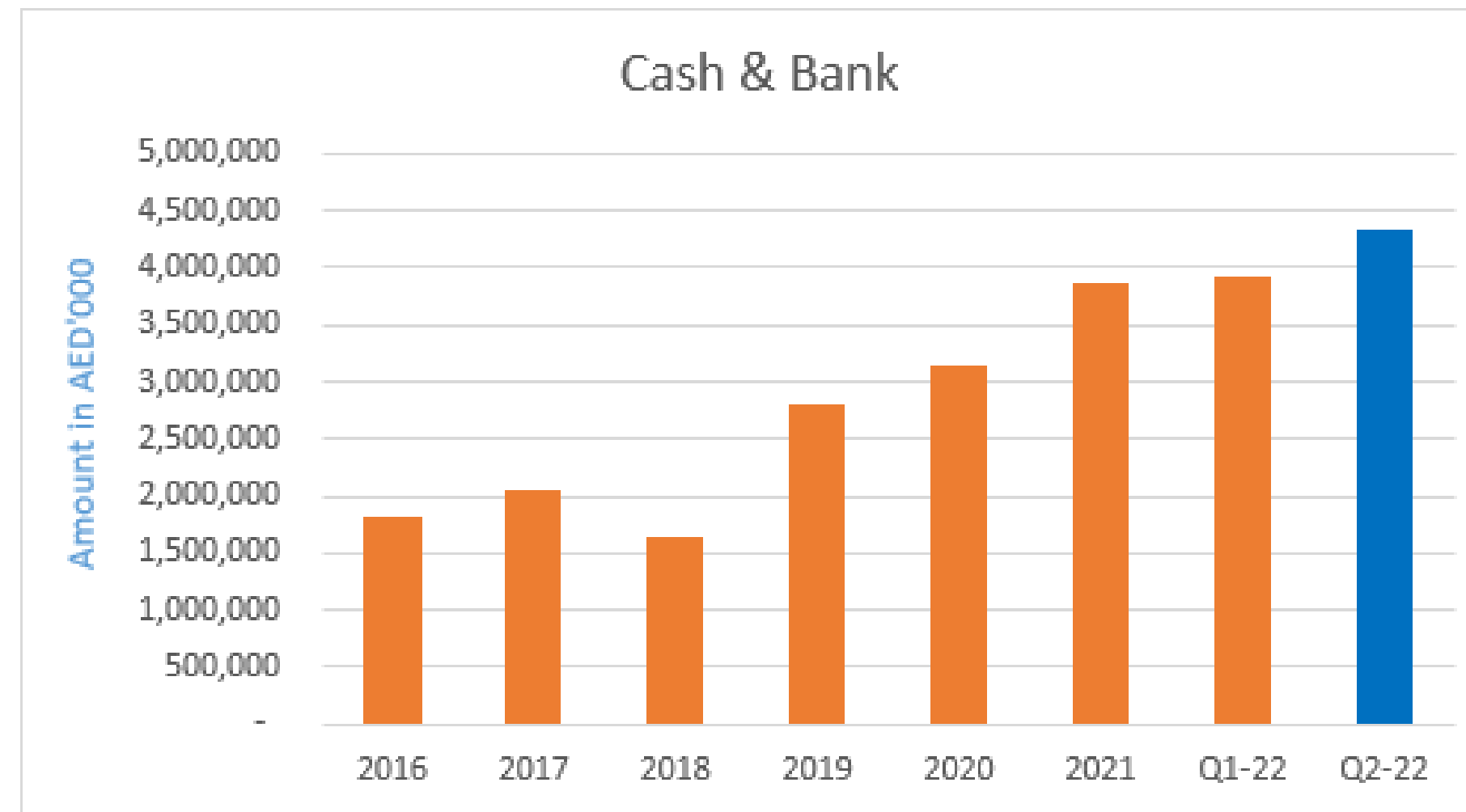
(AED Millions)	2022	2021	Change	%
Pax (m)	1.86	0.69	1.17	170%
LF %	79%	66%	13%	19%
Revenue (m)	1114	496	618	125%
Operating Profit / (Loss)	160.8	20.0	140.8	703%
Operating Profit / (Loss) Margin %	14%	4.0%	10%	
Net Profit / (Loss)	160.1	10.4	149.7	1439%
* Pax (all hubs)	2.7 M	940,919		

BALANCE SHEET – H1 2022

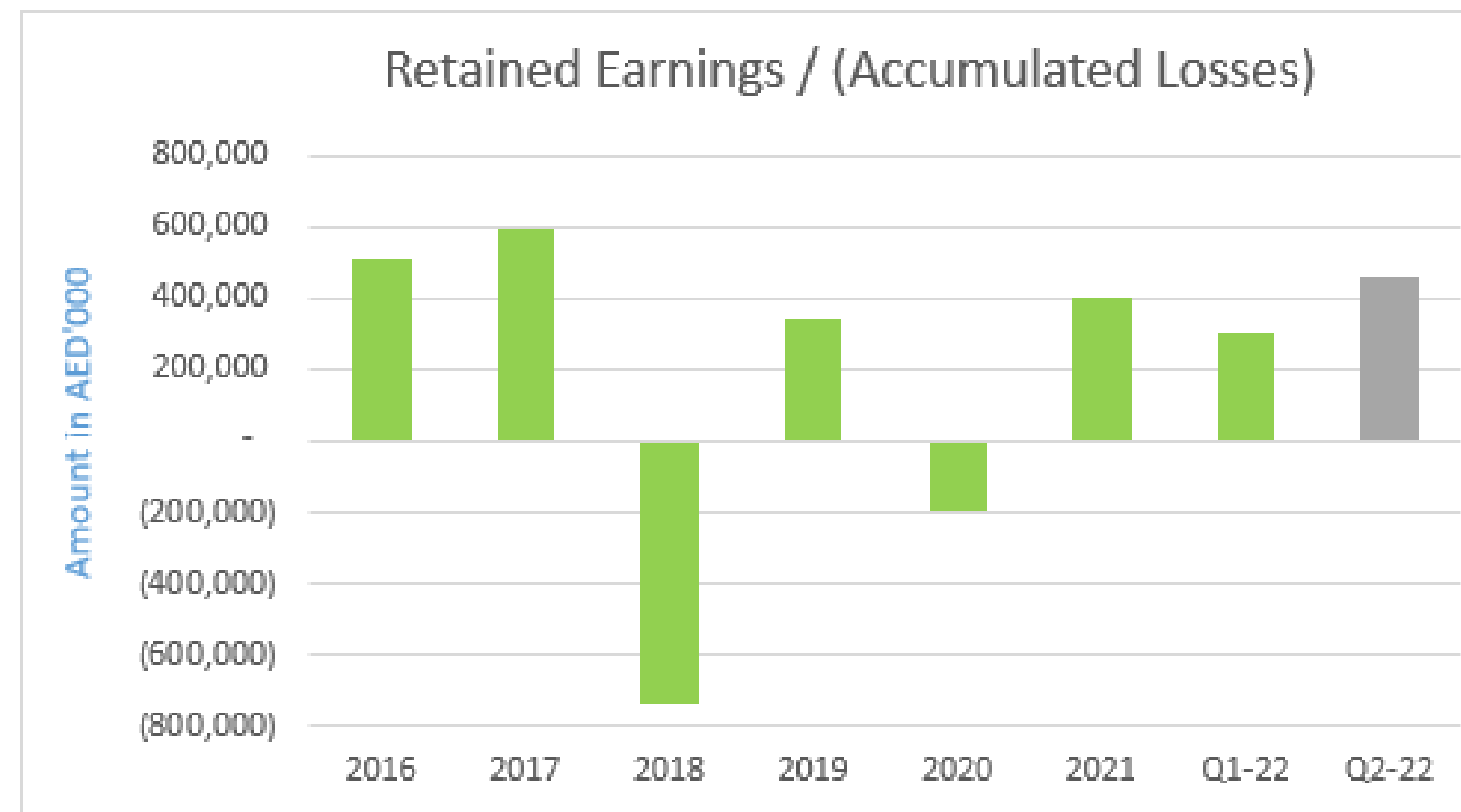
(AED Millions)	H1 2022	YE 2021	Change	%
Assets				
Non-Current Assets	8,852	8,665	187	2.2%
Current Assets	5,343	4,641	702	15.1%
Total Assets	14,195	13,306	889	6.7%
Liabilities & Equity				
Non Current Liabilities	3,721	4,079	-358	-9%
Current Liabilities	4,024	3,152	872	28%
Total Liabilities	7,745	7,231	514	7.1%
Capital & Reserves				
Equity	6,450	6,075	375	6.2%
Total Liabilities & Equities	14,195	13,306	889	6.7%

CASH GENERATION

Cash & Bank



Retained Earnings /
(Accumulated Losses)



FLEET STATUS

H1 2021

CURRENT FLEET



Airbus A320ceo

58 Aircraft in service

50 UAE

09 Morocco

04 Egypt

01 Armenia



Airbus A321 neo LR

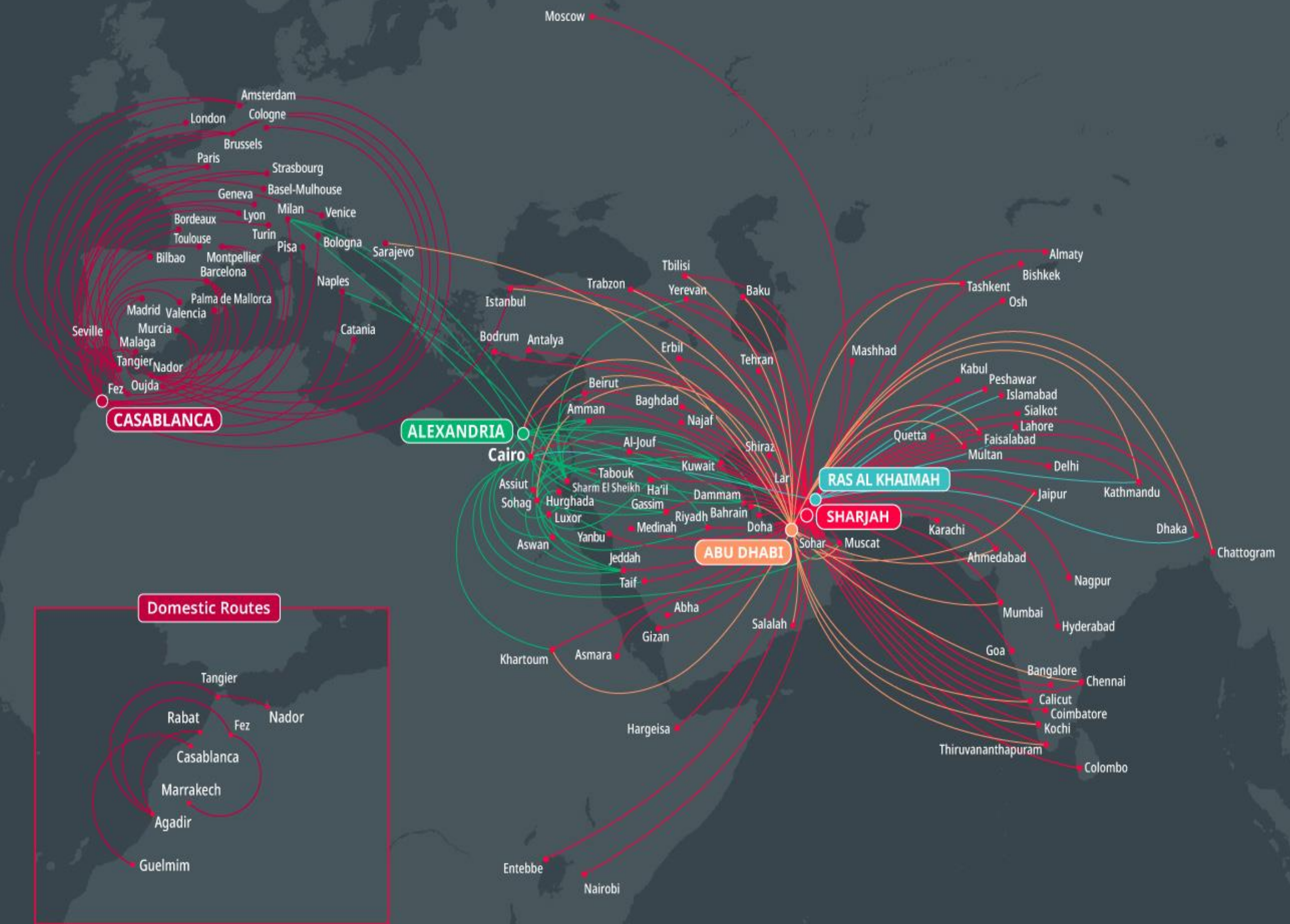
6 Aircraft in service

120 Airbus A320 family aircraft on order with delivery starting in 2024.

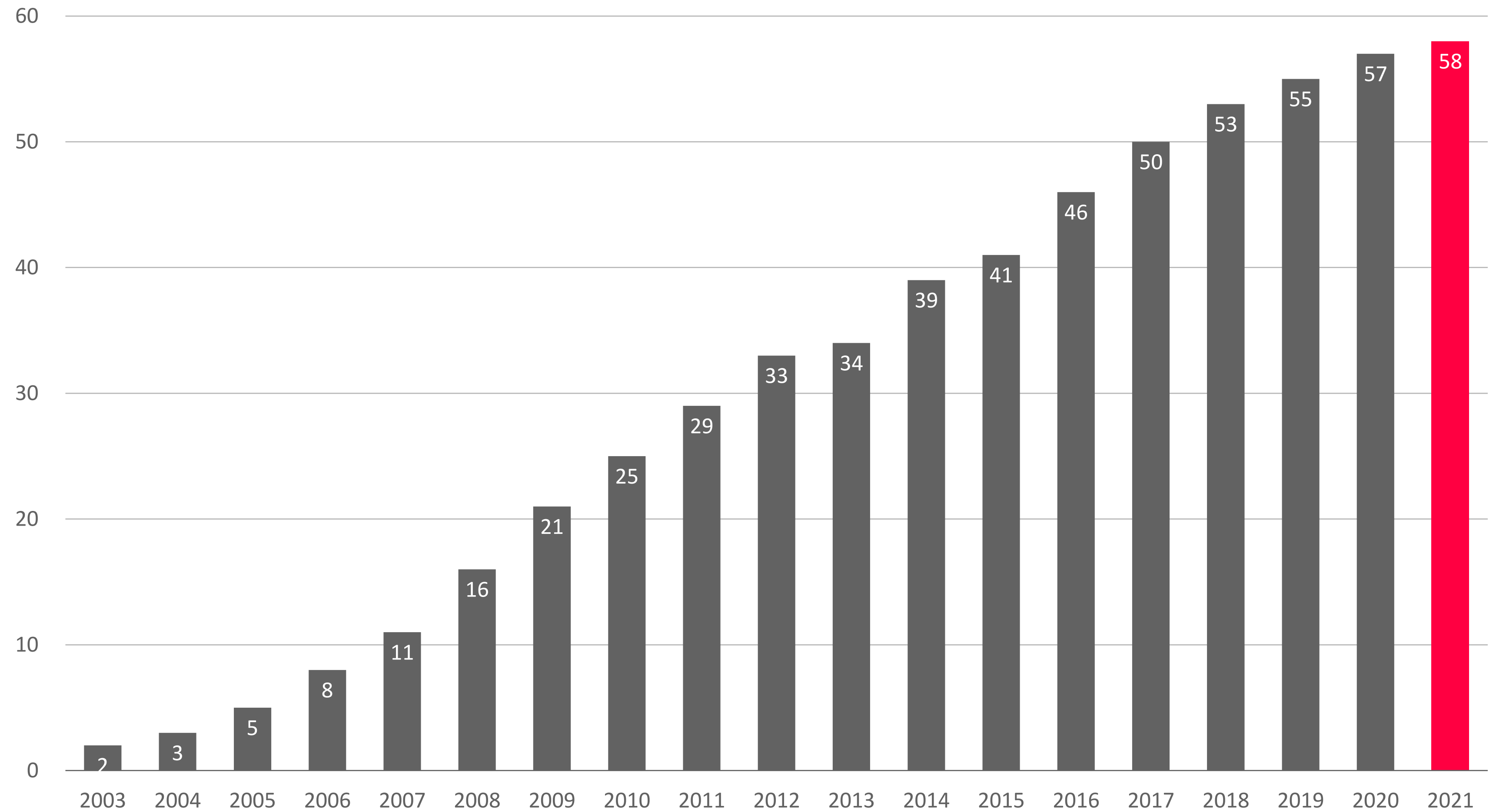
OUTLOOK

- Steady recovery in the global demand for air travel expected to continue.
- High demand and strong yield margins helping airlines maintain solid financial and operational performance.
- We continue to invest in growing our fleet size, adding new routes and new frequencies across all operating hubs, as well as developing our new joint ventures in Armenia and Pakistan.
- The global aviation industry continues to face geo-political challenges, the impact of higher oil prices and uncertainty towards full economic recovery.
- We remain focused on diversifying and expanding our business while investing in product innovation and adopting further measures to control costs.

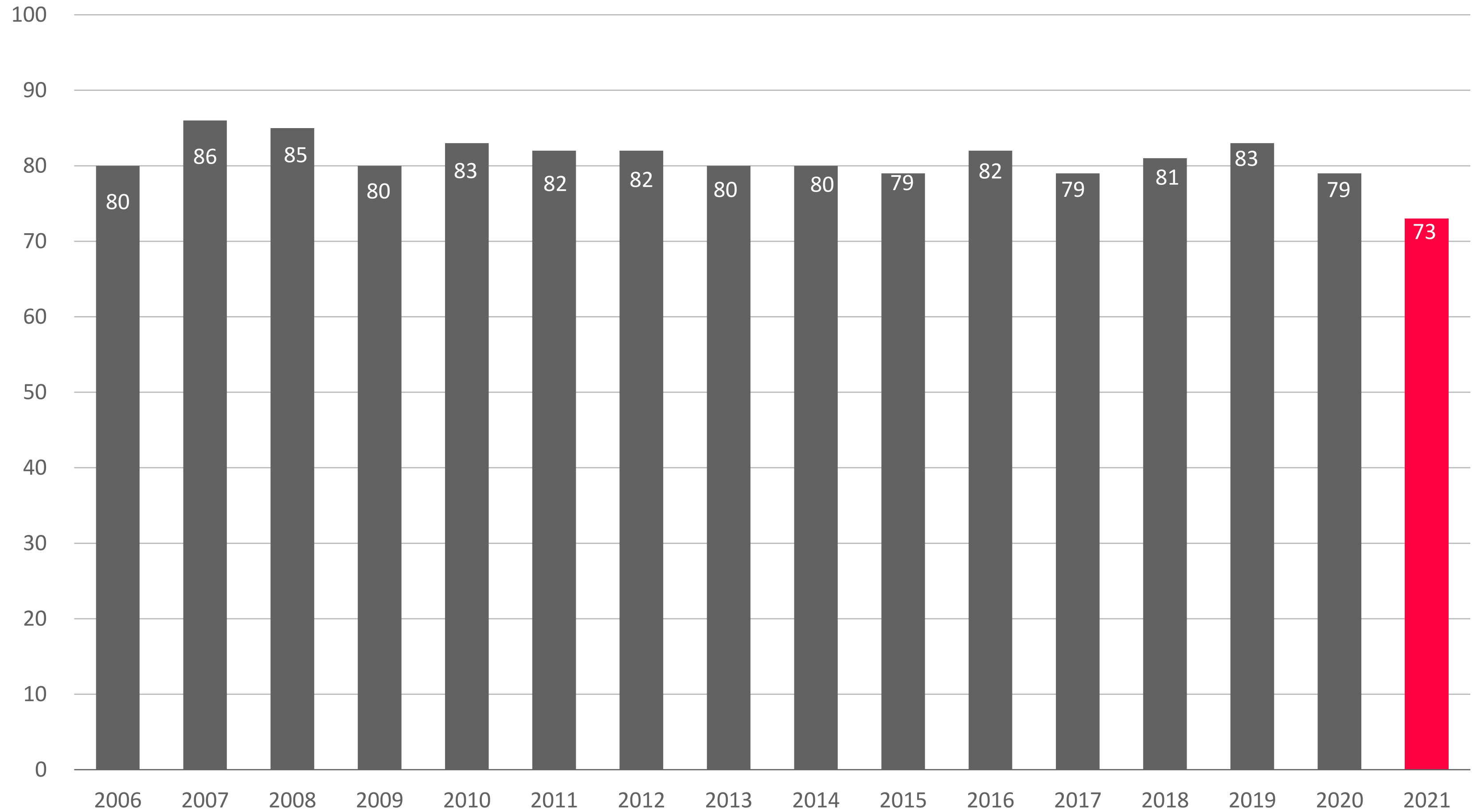
APPENDIX



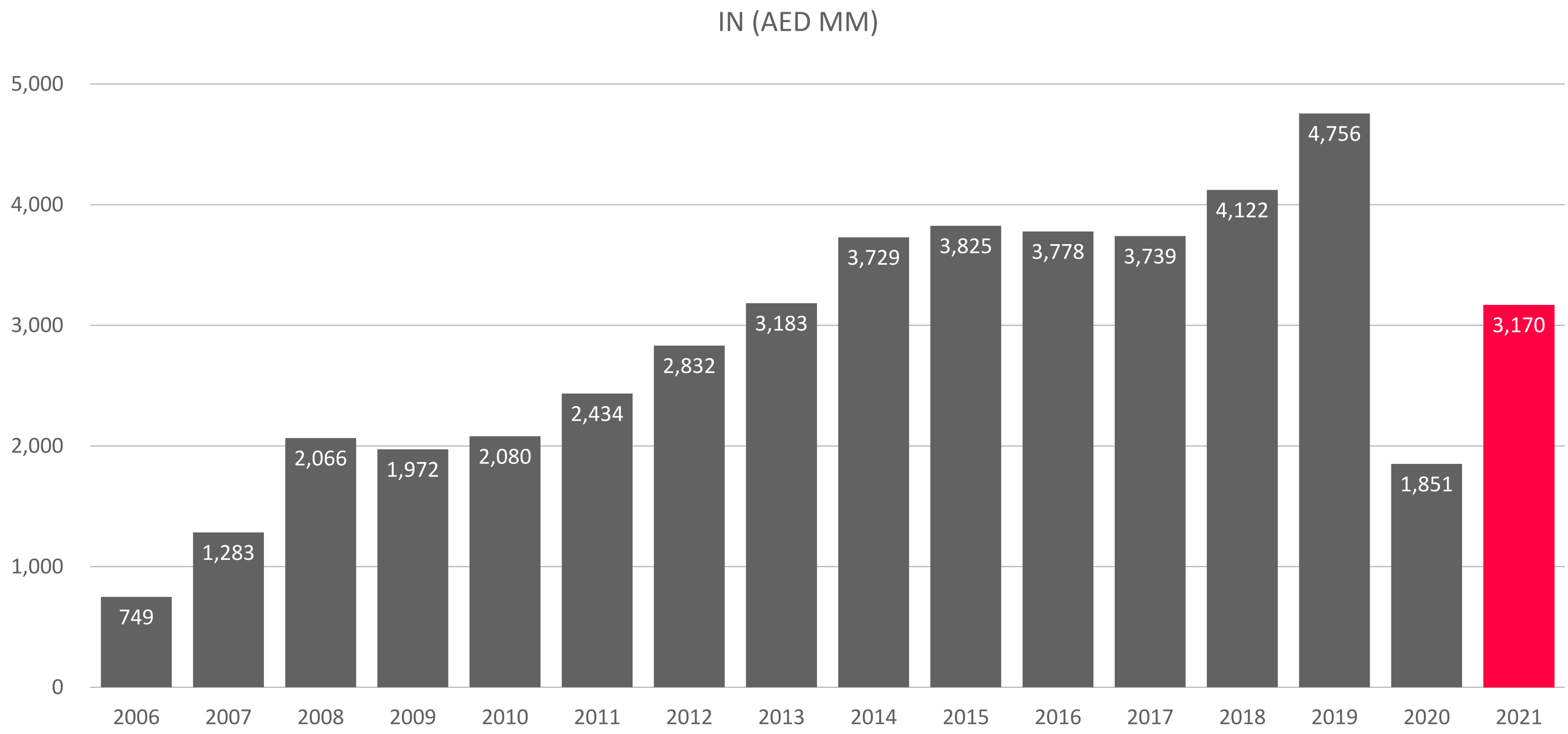
FLEET SIZE HISTORICAL YEARLY



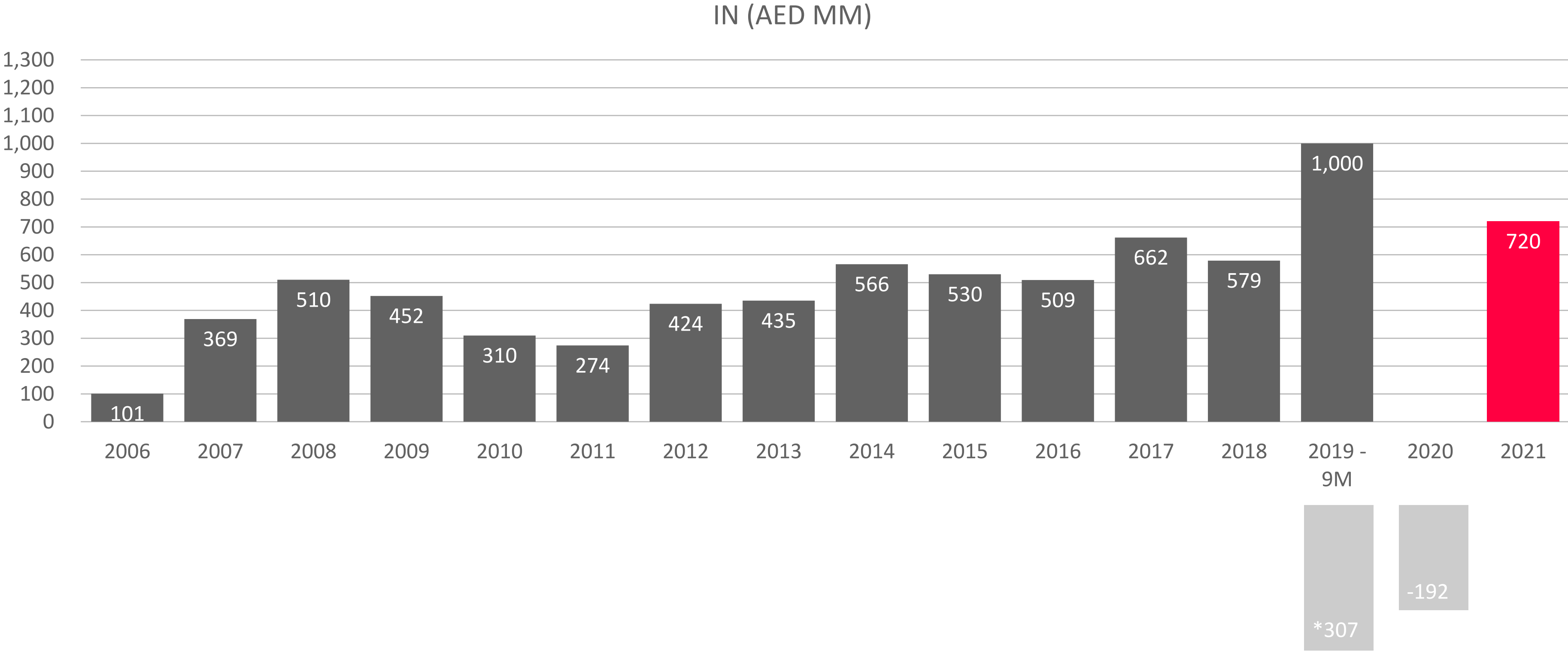
SEAT LOAD FACTOR HISTORICAL YEARLY



REVENUE HISTORICAL YEARLY



NET PROFIT HISTORICAL YEARLY



*2018 reported net profit absorbed AED307 million accumulated loss following the impairment decision taken in relation to the Group's full financial exposure to Abraaj Capital.

CORPORATE SOCIAL RESPONSIBILITY

Air Arabia's award winning corporate social responsibility program "Charity Cloud" provides sustainable education and healthcare initiatives in underprivileged communities across the world. Charity Cloud built and operates over 15 schools and clinics in 12 countries and treats over 30,000 patient yearly and provides education for over 1,000 student every year.

Charity Cloud Schools	Charity Cloud Clinics
Sri Lanka	Sudan
India	Yemen
Nepal	Egypt
Turkey	Sri Lanka
Kenya	Bangladesh
Egypt	
Morocco	



ESG matters are important consideration in how we do business, including our corporate governance systems that runs at every level in the organization, risk management and methodology to serve customers and support for local communities. Our main driver is the sustainability and efficiency embedded in the culture and management of the airline. Equally important, we believe that the core items that are critical of our ESG approach are practiced across the organization through efficient operations and environment friendly practices. For Air Arabia, this means we are leveraging our business and policy expertise, and presence to help drive an inclusive recovery, expand, and accelerate sustainability. Please review Air Arabia's ESG report for more information.

AIR ARABIA GROUP COMPANIES

AirArabia
UAE • Morocco • Egypt

AirArabia
Engineering

AirArabia
Simulator

FlyArna 

FlyJinnah 

T3 AVIATION
ACADEMY

cozmotravel

الشارقة لخدمات الطيران
Sharjah Aviation Services

 **ISN**

CENTRO
Sharjah

Radisson 
HOTELS & RESORTS

sayara 
limousine & car rental

ACTION
HOSPITALITY

alpha

AirArabia

CONTACT US

 investor-relations.airarabia.com

 +971 6 5088939

 investorrelations@airarabia.com

 www.airarabia.com

DISCLAIMER

Information contained in this presentation is subject to change without notice, its accuracy is not guaranteed and it may not contain all material information concerning the company. Neither we nor our advisors make any representation regarding, and assume no responsibility or liability for, the accuracy or completeness of, or any errors or omissions in, any information contained herein.

In addition, the information contains projections and forward-looking statements that reflect the company's current views with respect to future events and financial performance. These views are based on current assumptions which are subject to various risks and which may change over time. No assurance can be given that future events will occur, that projections will be achieved, or that the company's assumptions are correct.

Actual results may differ materially from those projected. This presentation is strictly not to be distributed without the explicit consent of Company management under any circumstance.