

# AirArabia



# RESULTS PRESENTATION Q4/FY 2023

# FY 2023 IN FOCUS

# STRATEGIC SUMMARY – FY 2023

- Air Arabia showcases remarkable full year 2023 performance reflected in double-digit growth in profitability and passenger numbers.
- Achieving net profit of AED 1.548 billion for the full year, an increase of 27%, while revenue for the same period increased by 14% reaching an impressive AED 5.999 billion.
- Air Arabia demonstrated robust growth by expanding its global network to include 26 new routes from its seven hubs during 2023 bringing the total network size of the group to 206 routes.
- One new Airbus A320 aircraft was added to the main hub in Sharjah during the last quarter of the year bringing the total fleet to 73 Airbus A320 and A321 aircraft.
- While the industry witnessed softening in yield margins in the fourth quarter, Air Arabia managed to sustain growth in revenue, passenger numbers as well as seat load factor.
- Air Arabia was ranked the highest operating margin in the world by Airline Weekly as well as first on the Airfinance journal top 100 airlines worldwide.
- The full year financial and operational performance underscores the resilience and effectiveness of the business model that Air Arabia follows, competent management and effective growth strategy.

# FINANCIAL REVIEW FY 2023

# KEY PERFORMANCE – FY 2023

(AED Millions)	2023	2022	Change	%
Pax (m)	10.11	8.36	1.746	21%
LF %	80.4%	80%	0.4%	1%
Revenue (m)	5,999.7	5,241.8	757.9	14%
Operating Profit / (Loss)	1,238.6	1,077.1	161.5	15%
Operating Profit / (Loss) Margin %	20.6%	20.5%	0.1%	
Net Profit / (Loss)	1,547.7	1,222.3	325.4	27%
* Pax (all hubs)	16,700,000	12,831,117		31%

# FINANCIAL REVIEW Q4 2023



# KEY PERFORMANCE – Q4 2023

(AED Millions)	Q4 2023	Q4 2022	Change	%
Pax (m)	2.63	2.33	0.298	13%
LF %	81.8%	82%	-0.2%	-0.3%
Revenue (m)	1,545	1,393.3	151.7	11%
Operating Profit / (Loss)	192.4	295.7	(103.3)	-35%
Operating Profit / (Loss) Margin %	12%	21.2%	-9%	
Net Profit / (Loss)	225	355.8	(130.8)	-37%
* Pax (all hubs)	4,200,000	3,662,730		17%

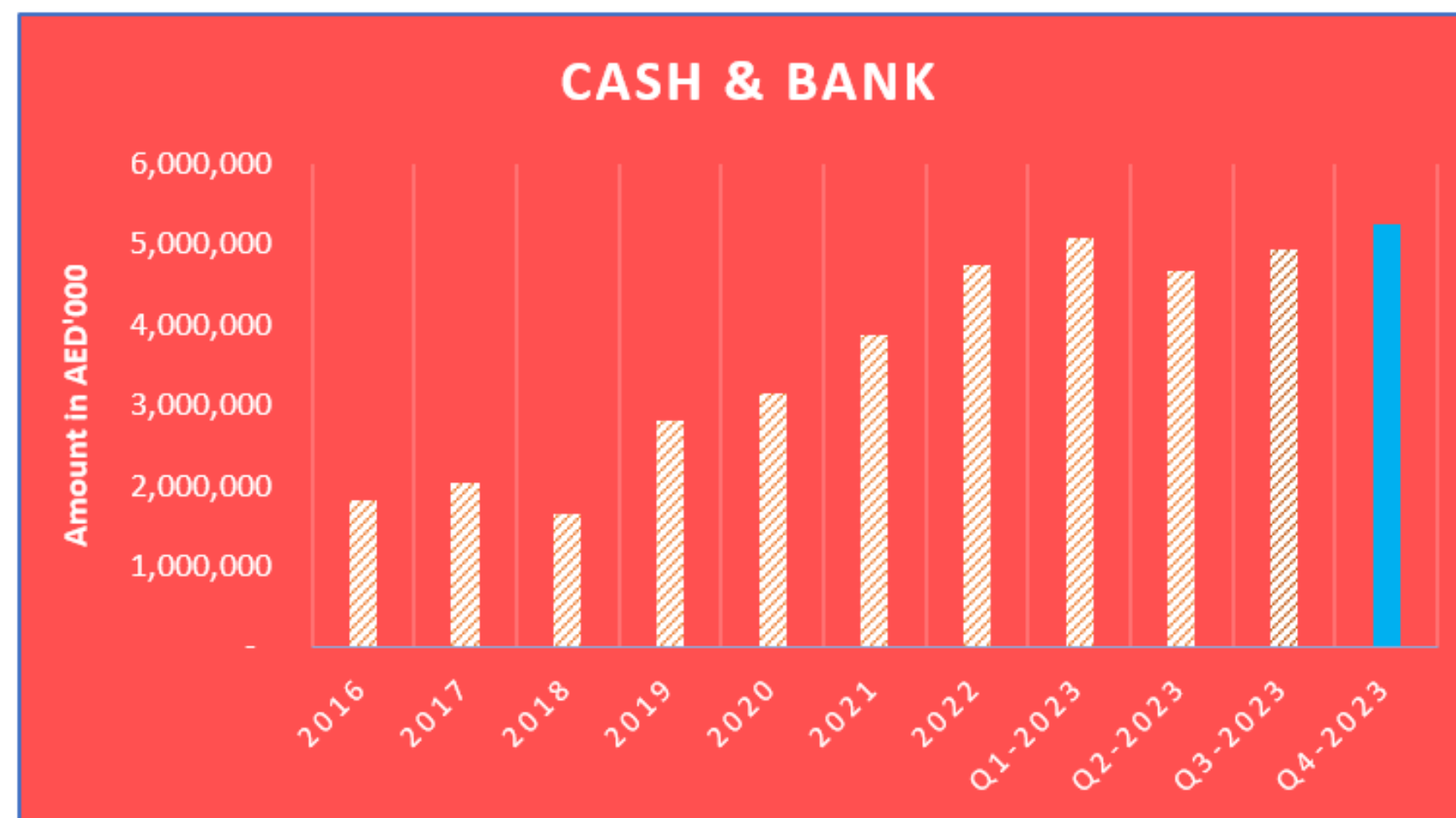
# BALANCE SHEET – FY 2023

(AED Millions)	YE 2023	YE 2022	Change	%
<b>Assets</b>				
Non-Current Assets	8,521	8,805	-284	-3.2%
Current Assets	6,154	5,632	522.2	9.3%
<b>Total Assets</b>	<b>14,675</b>	<b>14,437</b>	<b>238</b>	<b>1.6%</b>
<b>Liabilities &amp; Equity</b>				
Non-Current Liabilities	3,056	3,735	-678.5	-18%
Current Liabilities	4,084	3,707	377.1	10%
<b>Total Liabilities</b>	<b>7,140</b>	<b>7,441</b>	<b>-301.4</b>	<b>-4.1%</b>
<b>Capital &amp; Reserves</b>				
Equity	7,535	6,996	539.4	7.7%
<b>Total Liabilities &amp; Equities</b>	<b>14,675</b>	<b>14,437</b>	<b>238</b>	<b>1.6%</b>

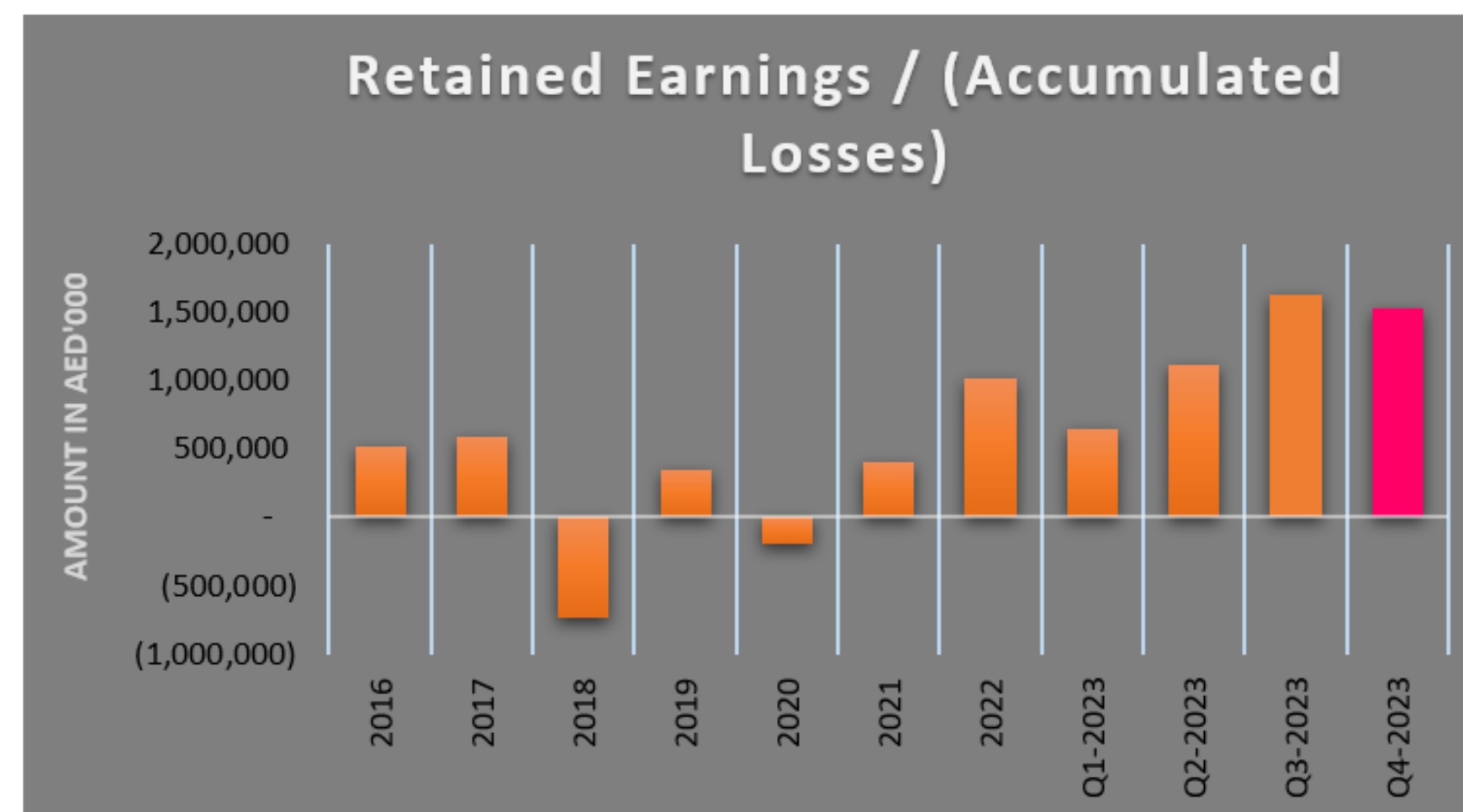


# CASH GENERATION

Cash & Bank



Retained Earnings /  
(Accumulated Losses)



# FLEET STATUS FY 2023

## CURRENT FLEET



### Airbus A320ceo

---

64 Aircraft in service

#### Fleet Allocation / Current

37 Sharjah	10 Abu Dhabi
09 Morocco	01 Armenia
04 Egypt	03 Pakistan



### Airbus A321 neo LR

---

9 Aircraft in service

120 Airbus A320 family aircraft on order with delivery starting in 2024.

# OUTLOOK

- Ongoing geopolitical tensions, supply chain disruptions and economic challenges continue to add operational pressure on the aviation industry.
- While the softening in yield margins is expected, the demand for air travel remains strong across all key markets.
- We remain focused on innovation, efficiency, and cost control across the breadth of our operations.
- The escalating geopolitical tensions and supply chain challenges will continue to impact the industry.
- We remain cautious as we navigate through the current challenges, and we have full confidence in the business model that we operate and the value-driven we provide to our growing customer base.

# APPENDIX



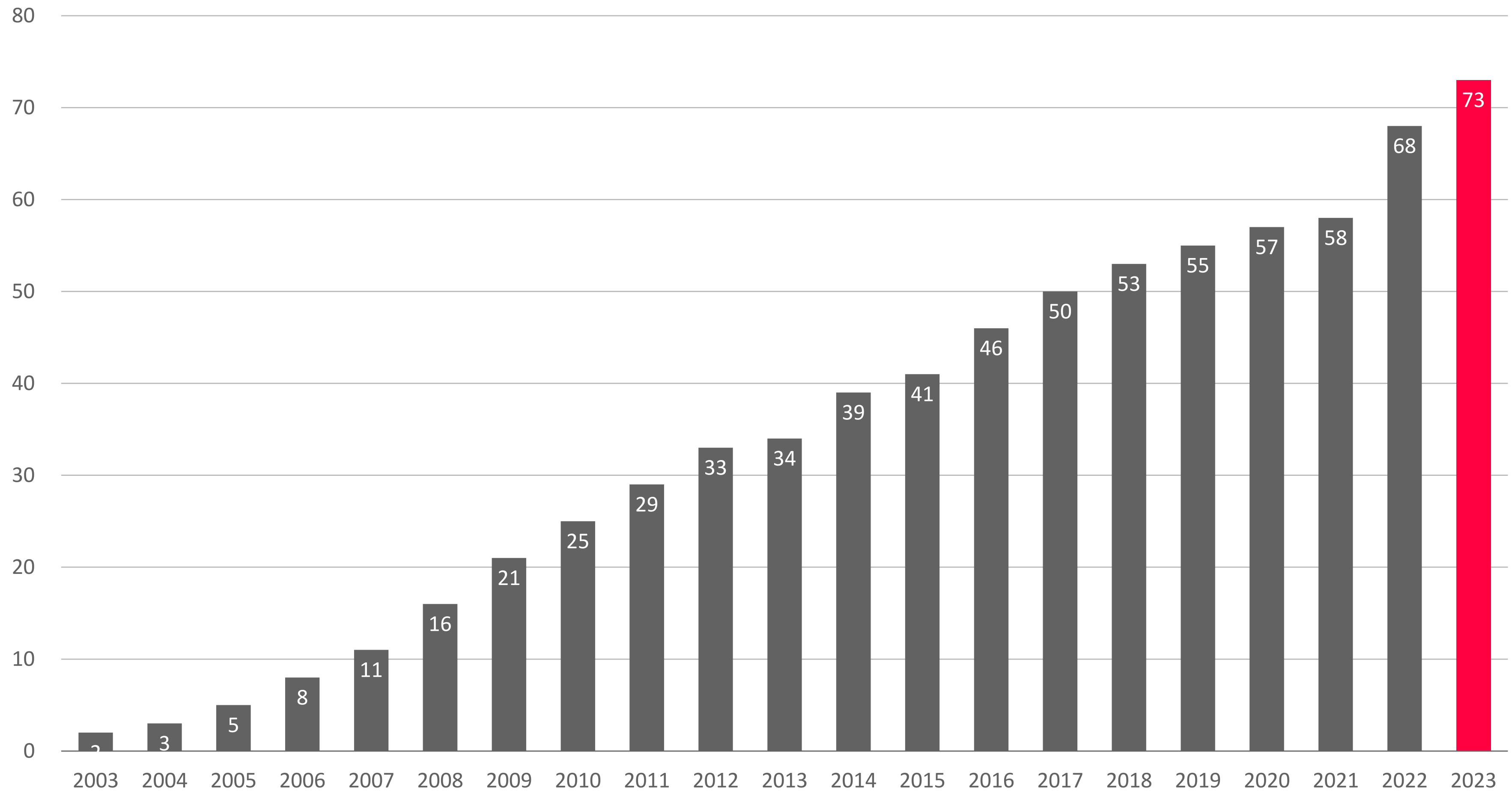


**HUBS**

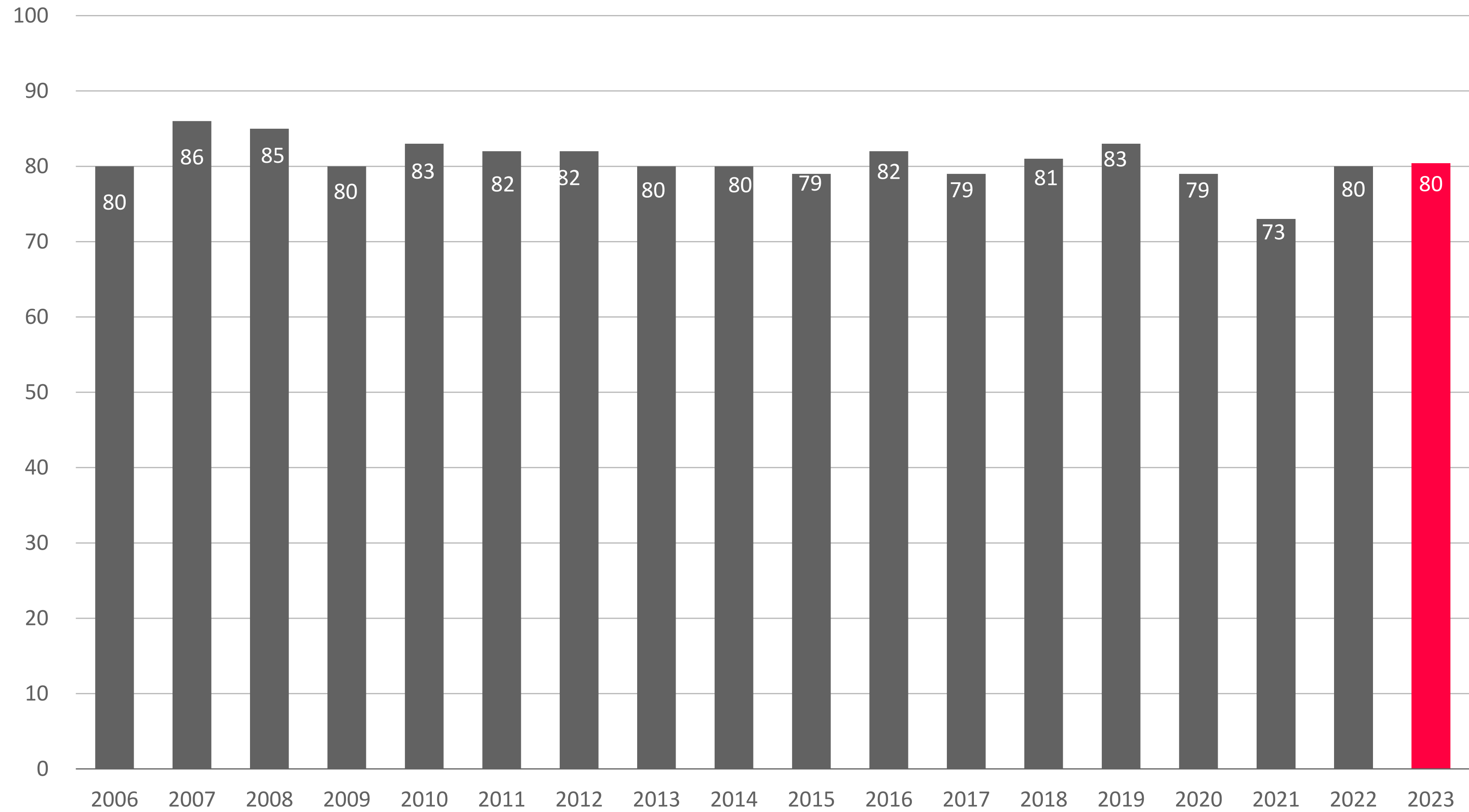
Legend for hub colors: Red, Orange, Teal, Green, Yellow, Purple, Blue, White.



## FLEET SIZE HISTORICAL YEARLY

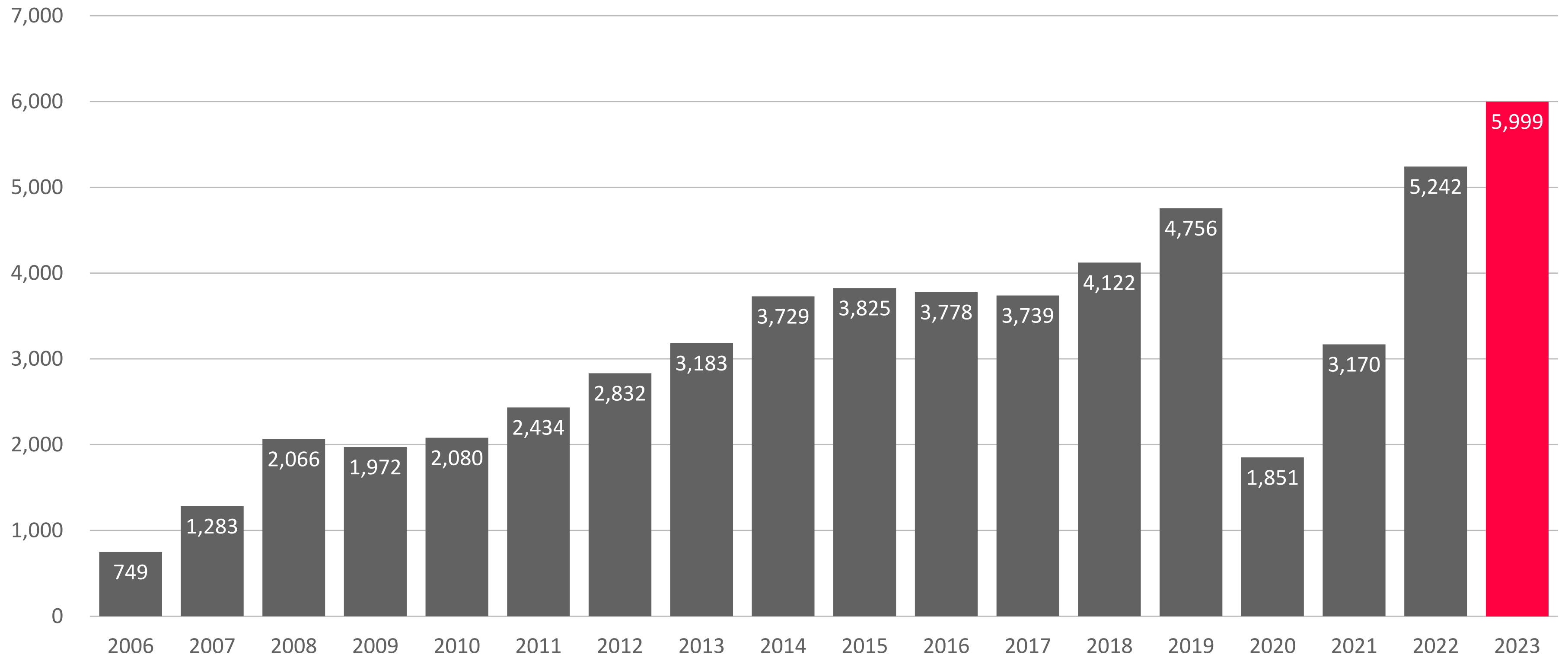


## SEAT LOAD FACTOR HISTORICAL YEARLY

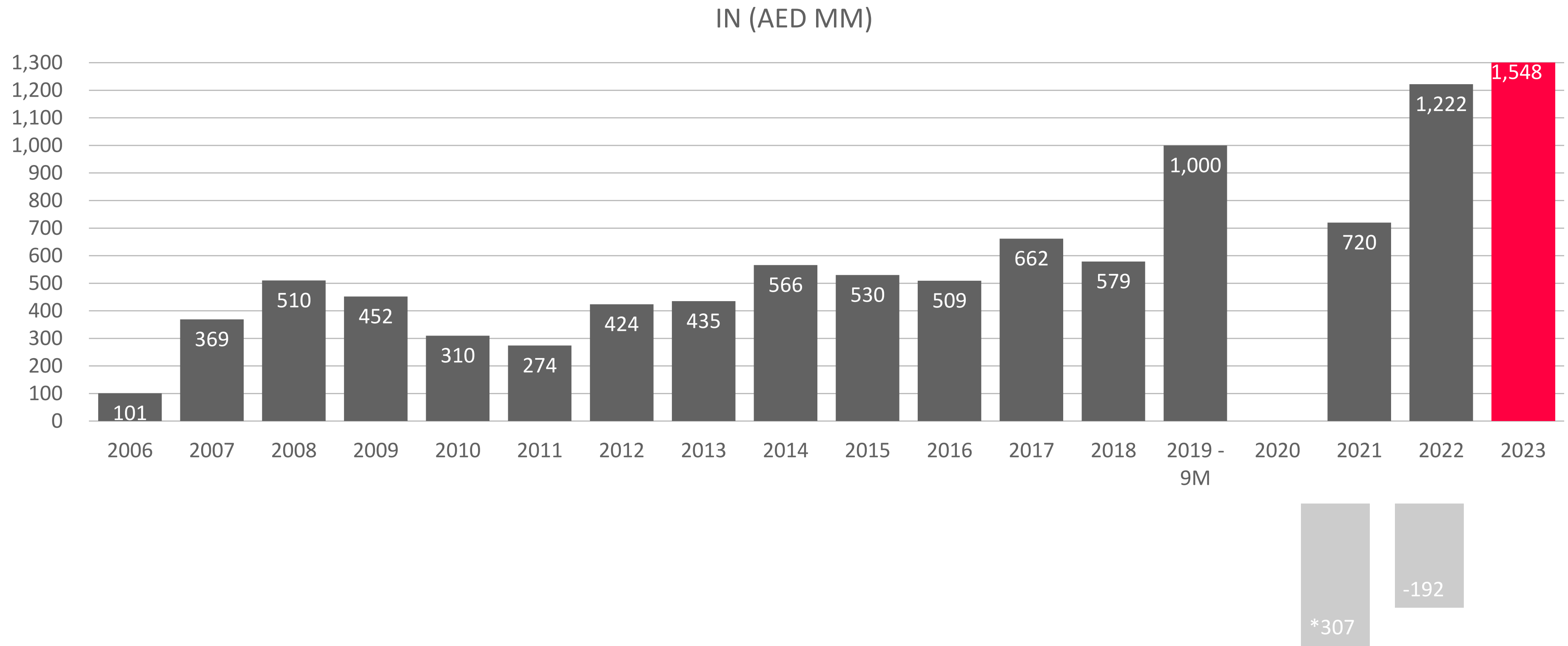


# REVENUE HISTORICAL YEARLY

IN (AED MM)



# NET PROFIT HISTORICAL YEARLY





# CORPORATE SOCIAL RESPONSIBILITY

Air Arabia’s award winning corporate social responsibility program “Charity Cloud” provides sustainable education and healthcare initiatives in underprivileged communities across the world. Charity Cloud built and operates over 15 schools and clinics in 12 countries and treats over 30,000 patient yearly and provides education for over 1,000 student every year.

Charity Cloud Schools	Charity Cloud Clinics
Sri Lanka	Sudan
India	Yemen
Nepal	Egypt
Turkey	Sri Lanka
Kenya	Bangladesh
Egypt	
Morocco	



ESG matters are important consideration in how we do business, including our corporate governance systems that runs at every level in the organization, risk management and methodology to serve customers and support for local communities. Our main driver is the sustainability and efficiency embedded in the culture and management of the airline. Equally important, we believe that the core items that are critical of our ESG approach are practiced across the organization through efficient operations and environment friendly practices. For Air Arabia, this means we are leveraging our business and policy expertise, and presence to help drive an inclusive recovery, expand, and accelerate sustainability. Please review Air Arabia’s ESG report for more information.



# AIR ARABIA GROUP COMPANIES





## CONTACT US

 [investor-relations.airarabia.com](https://investor-relations.airarabia.com)

 +971 6 5088939

 [investorrelations@airarabia.com](mailto:investorrelations@airarabia.com)

 [www.airarabia.com](http://www.airarabia.com)

## DISCLAIMER

Information contained in this presentation is subject to change without notice, its accuracy is not guaranteed and it may not contain all material information concerning the company. Neither we nor our advisors make any representation regarding, and assume no responsibility or liability for, the accuracy or completeness of, or any errors or omissions in, any information contained herein.

In addition, the information contains projections and forward-looking statements that reflect the company's current views with respect to future events and financial performance. These views are based on current assumptions which are subject to various risks and which may change over time. No assurance can be given that future events will occur, that projections will be achieved, or that the company's assumptions are correct.

Actual results may differ materially from those projected. This presentation is strictly not to be distributed without the explicit consent of Company management under any circumstance.