

AirArabia



RESULTS PRESENTATION Q4/FY 2021

FY 2021 IN FOCUS

STRATEGIC SUMMARY – FY 2021

- The covid-19 impact on aviation was evident through out 2021 with signs of recovery, especially in the fourth quarter.
- Air Arabia's record full year net profit, despite COVID-19 pandemic continuous impact on aviation, reflects the strength of the business model, growth strategy, and the group's management team.
- Fourth quarter net profit saw a record jump as a result of ease of travel restrictions; higher passenger demand; better yield margins; and the cost control measures adopted.
- Fifth consecutive profitable quarter that Air Arabia managed to register since the pandemic hit the aviation industry.
- Air Arabia added 44 new routes from its 5 hubs in the UAE, Morocco and Egypt.
- Over 6.7 million passenger carried in 2021 signaling a healthy recovery in passenger demand.
- Active growth prospect with 2 new joint ventures 'Fly Arna' in Armenia, and 'Fly Jinnah' in Pakistan, target operational launch mid – 2022.
- Liquidity and cash reserve remains strong, and focus continues on operational efficiency and cost control.

FINANCIAL REVIEW Q4 / FY

KEY PERFORMANCE – Q4 2021

(AED Millions)	Q4 2021	Q4 2020	Change	%
Pax (m)	1.85	0.75	1.1	147%
LF %	81%	77%	4	6%
Revenue (m)	1,302	536	766	143%
Operating Profit / (Loss)	440	28	412	1,471%
Operating Profit / (Loss) Margin %	34%	5%	29%	
Net Profit / (Loss)	467	20	447	2,235%
* Pax (all hubs)	2,548,859	1,238,164		106%

KEY PERFORMANCE – FY 2021

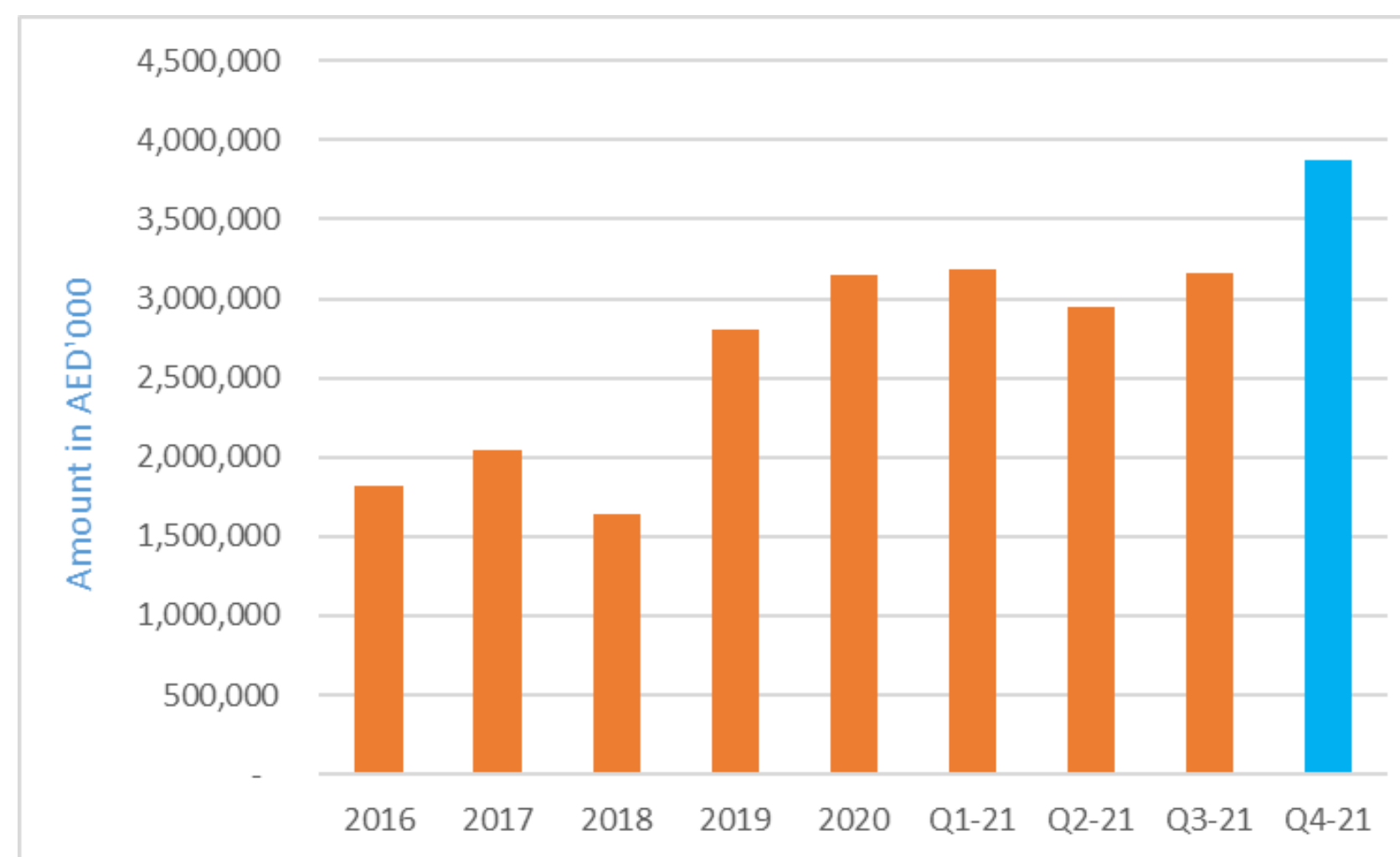
(AED Millions)	2021	2020	Change	%
Pax (m)	4.42	2.91	1.51	52%
LF %	73%	79%	-6	-8%
Revenue (m)	3,174	1,851	1,323	71%
Operating Profit / (Loss)	643	(180)	823	457%
Operating Profit / (Loss) Margin %	20%	-10%	30%	
Net Profit / (Loss)	720	(192)	912	475%
* Pax (all hubs)	6,754,387	4,382,065		54%

BALANCE SHEET – FY 2021

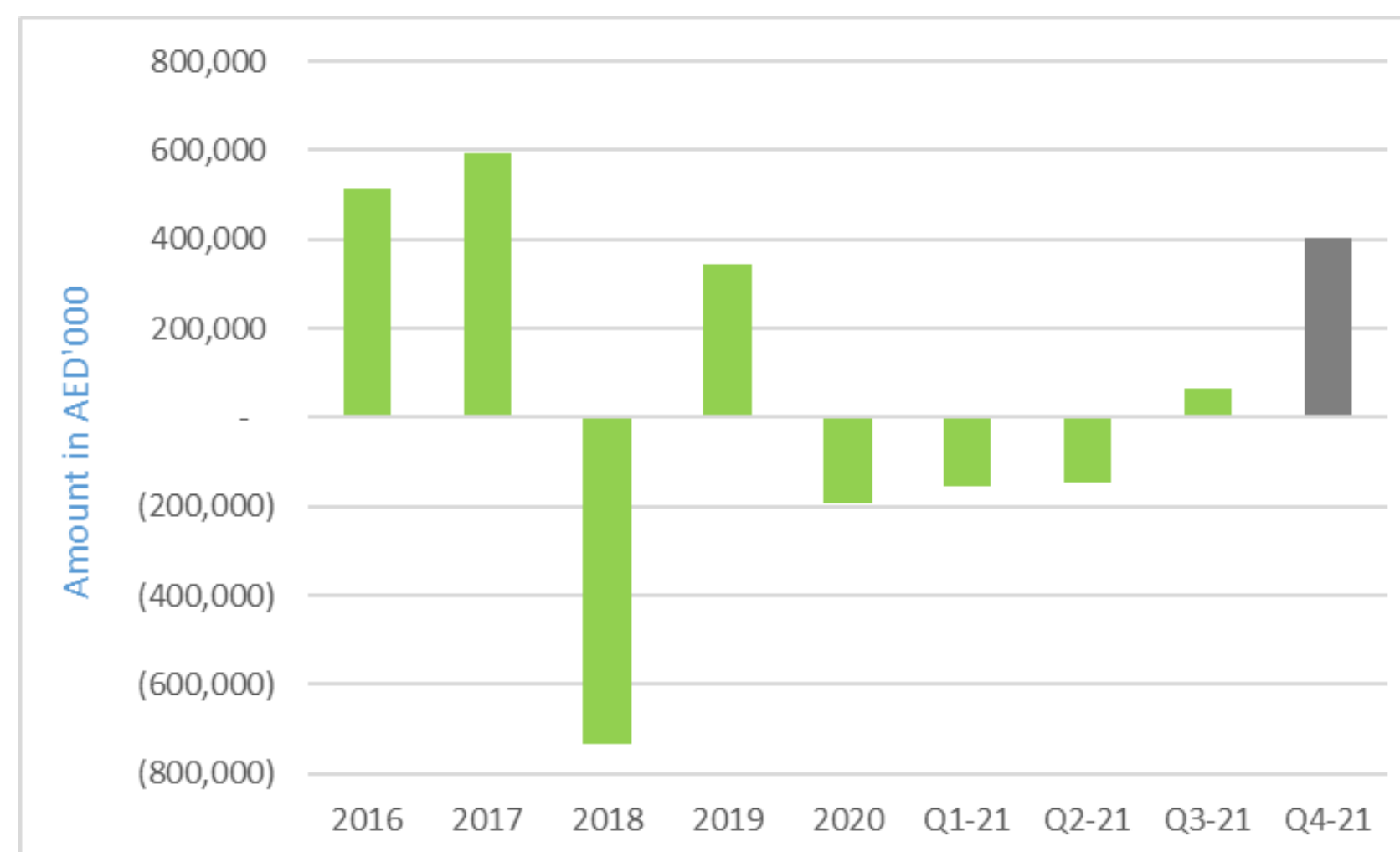
(AED Millions)	YE 2021	YE 2020	Change	%
Assets				
Non Current Assets	8,665	8,931	-266	-3.0%
Current Assets	4,641	3,722	919	24.7%
Total Assets	13,306	12,653	653	5.2%
Liabilities & Equity				
Non Current Liabilities	4,079	4,996	-917	-18%
Current Liabilities	3,152	3,149	3	0.1%
Total Liabilities	7,231	8,145	-914	-11%
Capital & Reserves				
Equity	6,075	4,508	1,567	35%
Total Liabilities & Equities	13,306	12,653	653	5.2%

CASH GENERATION

Cash & Bank



Retained Earnings /
(Accumulated Losses)



FLEET STATUS FY 2021

CURRENT FLEET



Airbus A320ceo

52 Aircraft in service

39 UAE Hub

09 Morocco Hub

04 Egypt Hub



Airbus A321 neo LR

6 Aircraft in service

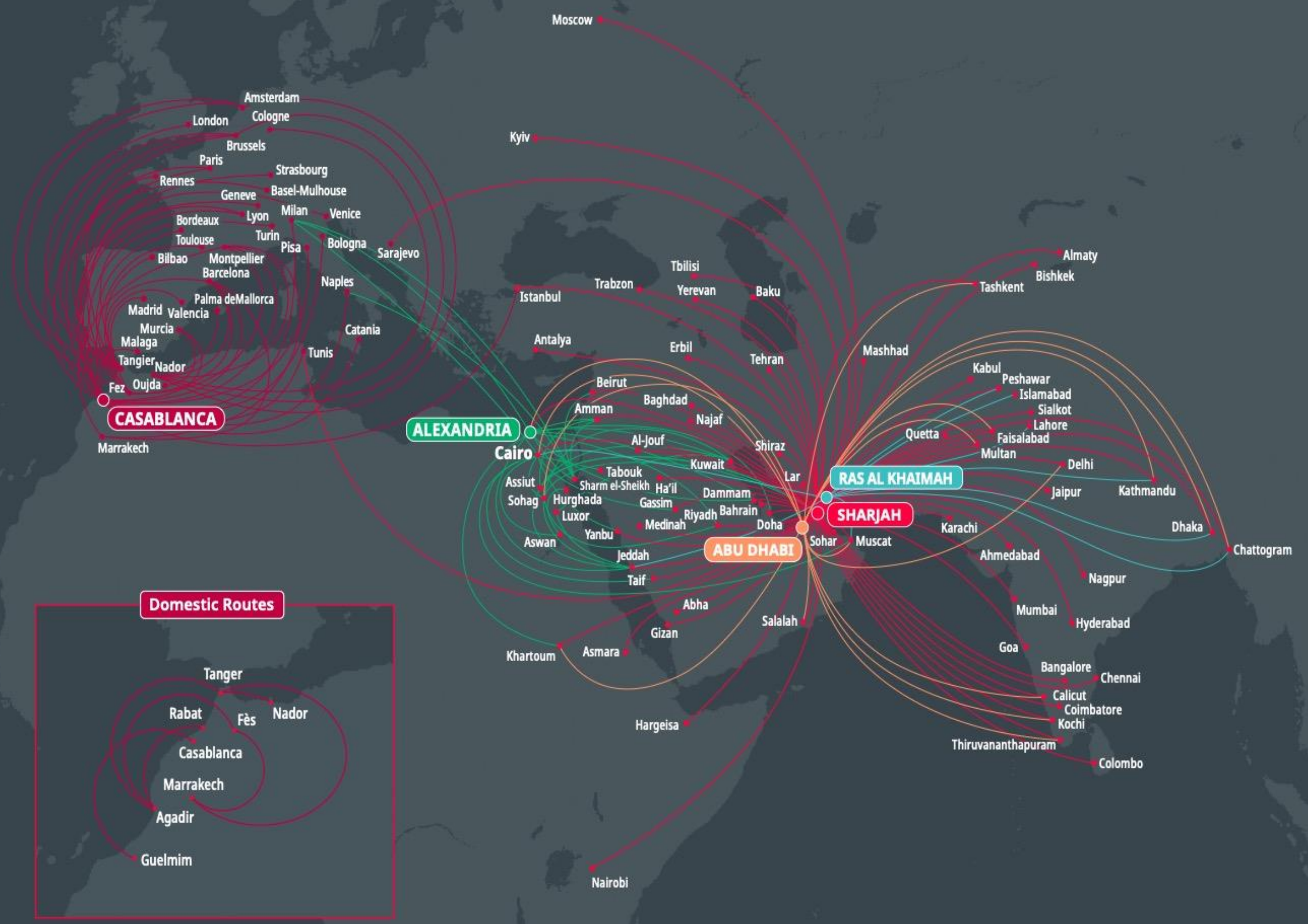
120 Airbus A320 family aircraft on order with delivery starting in 2024.

OUTLOOK

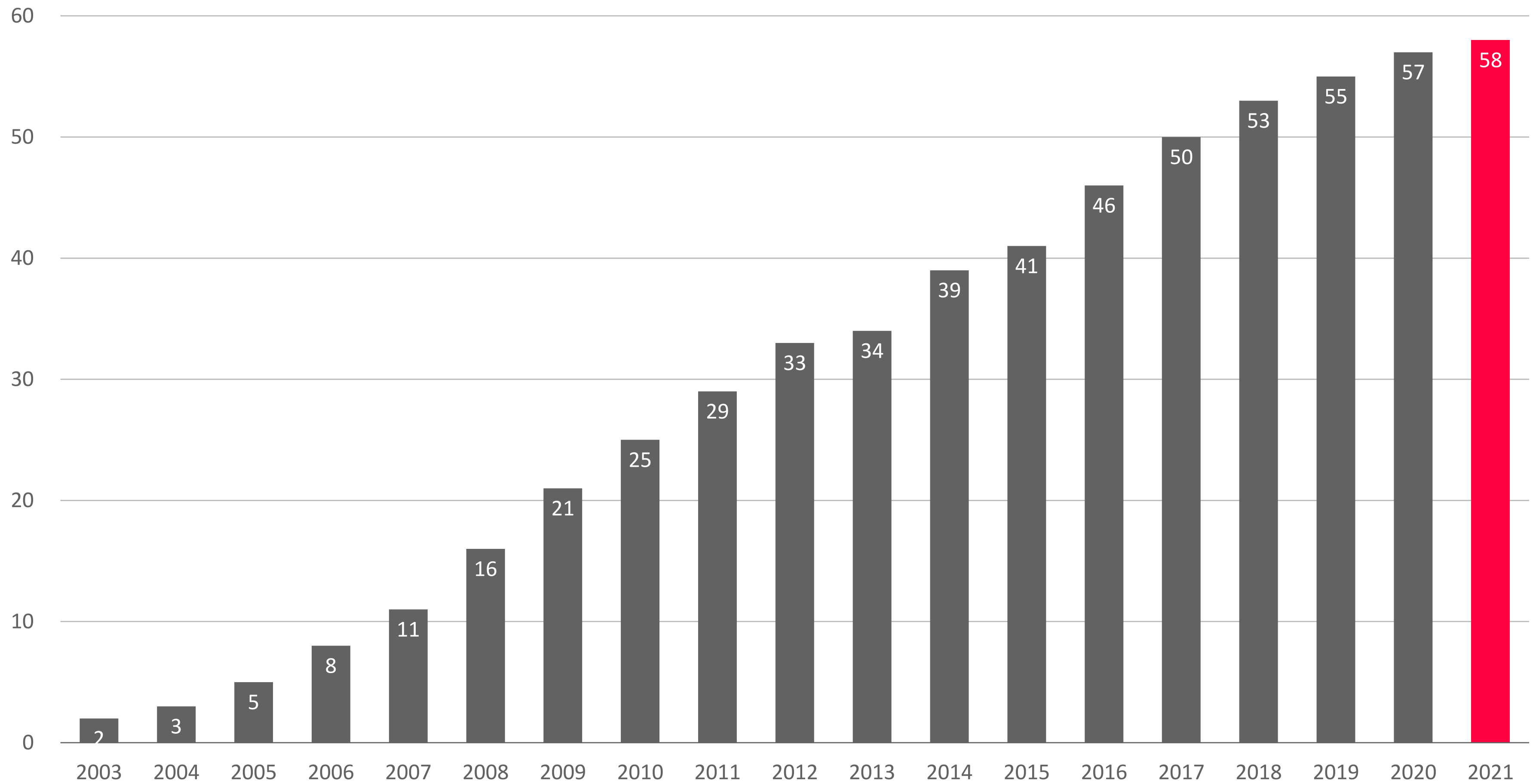
- COVID-19 pandemic will continue to have impact on airlines performance for the rest of the year, although fourth quarter 2021 signaled a steady recovery for the industry.
- Ease on travel restrictions will continue to support airlines recovery and financial performance.
- Confidence in global efforts made so far to battle the impact of the pandemic on the economy.
- We remain focused on operational efficiency and cost control while optimizing commercial opportunities for growth.
- Long term business continuity remains top priority. Current business decisions are made to enhance cash position and control costs while supporting business growth.

APPENDIX

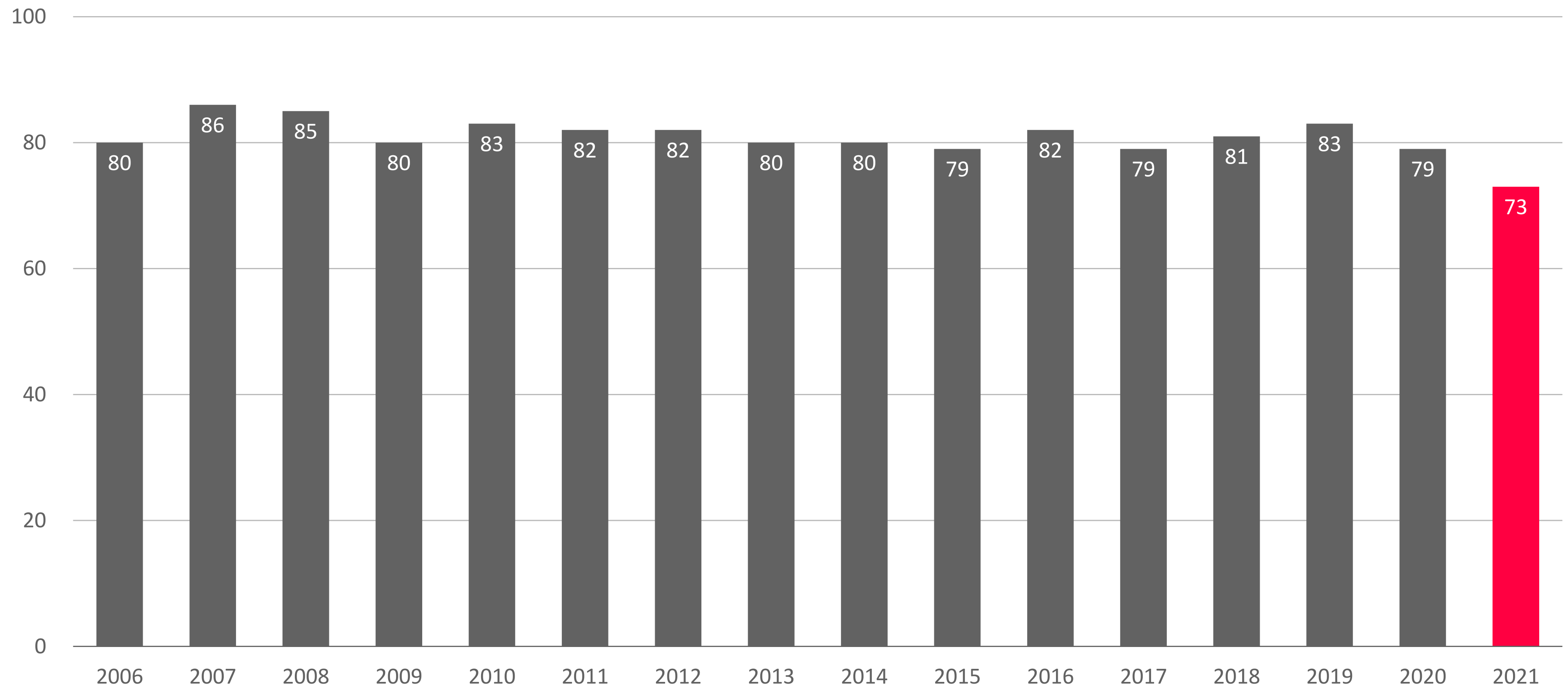
Global Network



FLEET SIZE HISTORICAL YEARLY

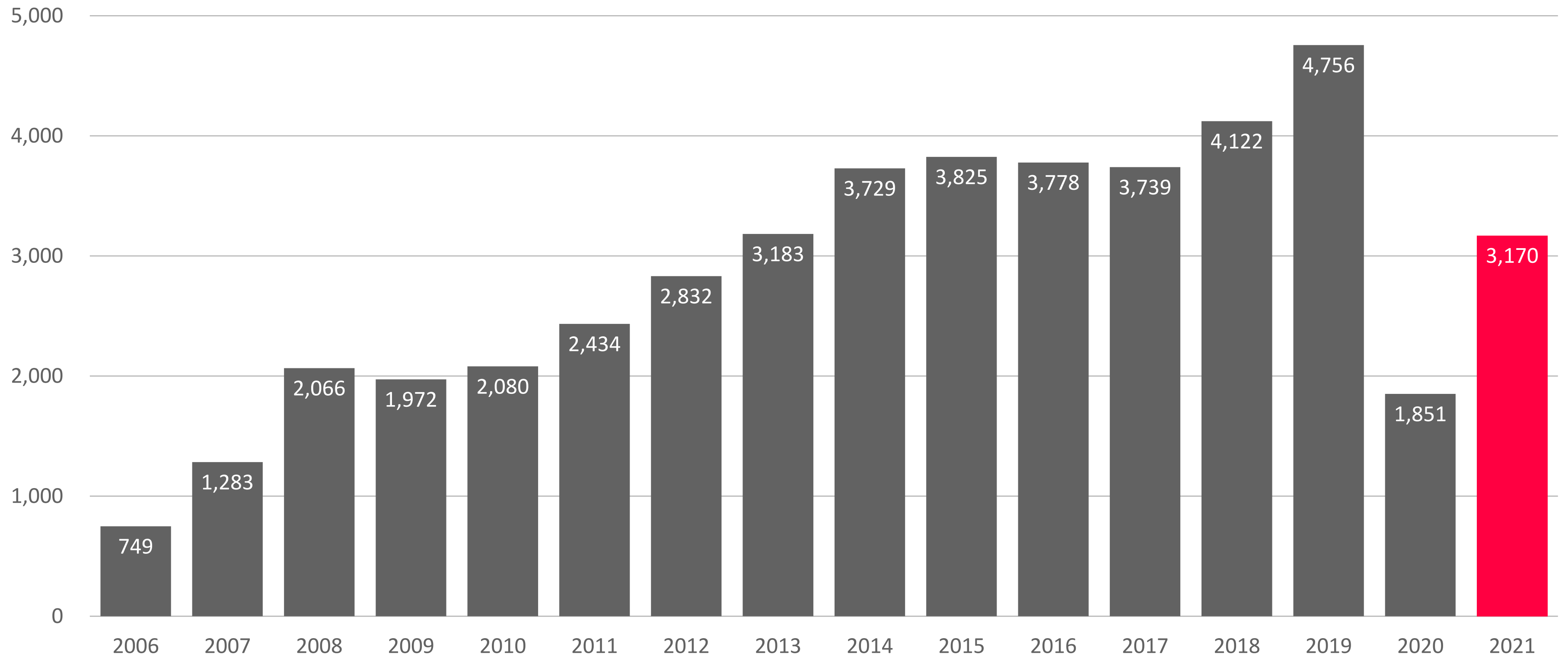


SEAT LOAD FACTOR HISTORICAL YEARLY

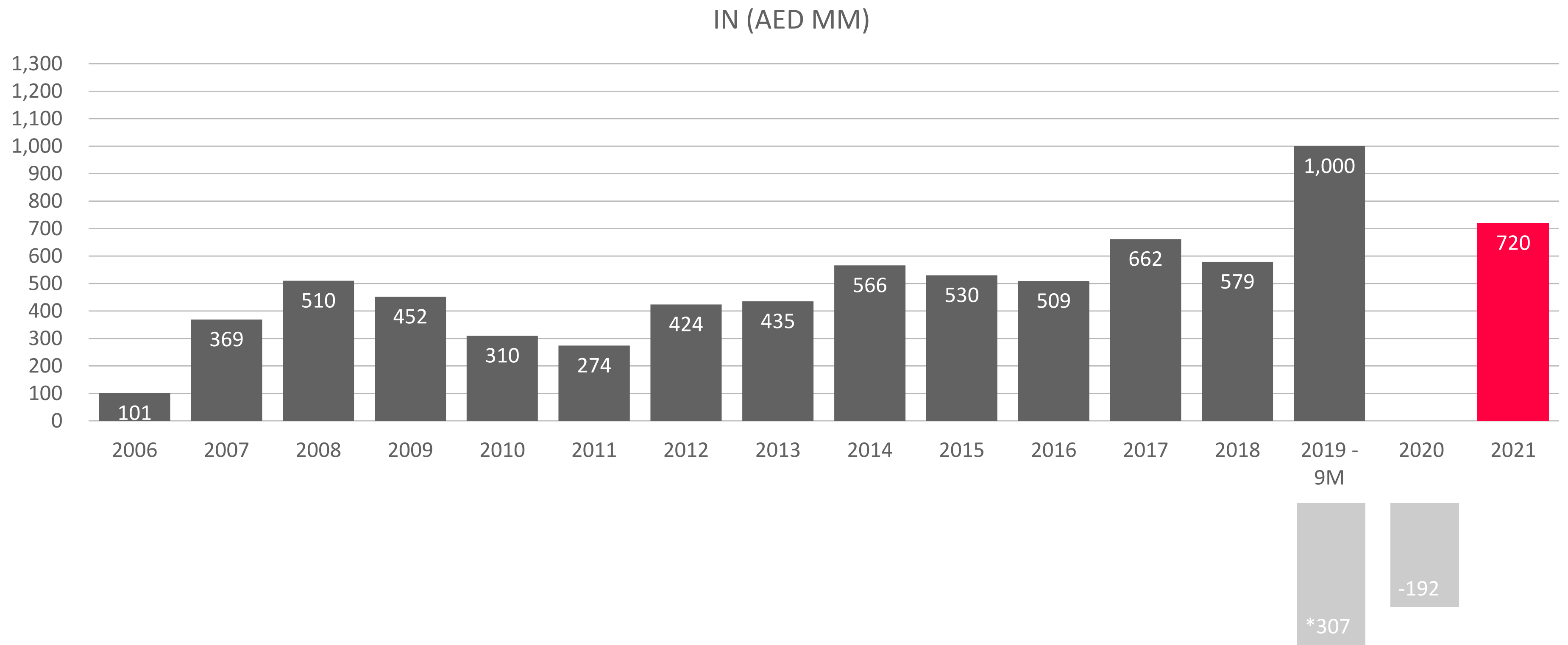


REVENUE HISTORICAL YEARLY

IN (AED MM)



NET PROFIT HISTORICAL YEARLY



*2018 reported net profit absorbed AED307 million accumulated loss following the impairment decision taken in relation to the Group's full financial exposure to Abraaj Capital.

CORPORATE SOCIAL RESPONSIBILITY

Air Arabia’s award winning corporate social responsibility program “Charity Cloud” provides sustainable education and healthcare initiatives in underprivileged communities across the world. Charity Cloud built and operates over 15 schools and clinics in 12 countries and treats over 30,000 patient yearly and provides education for over 1,000 student every year.

Charity Cloud Schools	Charity Cloud Clinics
Sri Lanka	Sudan
India	Yemen
Nepal	Egypt
Turkey	Sri Lanka
Kenya	Bangladesh
Egypt	
Morocco	



ESG matters are important consideration in how we do business, including our corporate governance systems that runs at every level in the organization, risk management and methodology to serve customers and support for local communities. Our main driver is the sustainability and efficiency embedded in the culture and management of the airline. Equally important, we believe that the core items that are critical of our ESG approach are practiced across the organization through efficient operations and environment friendly practices. For Air Arabia, this means we are leveraging our business and policy expertise, and presence to help drive an inclusive recovery, expand, and accelerate sustainability. Please review Air Arabia’s ESG report for more information.

AIR ARABIA GROUP COMPANIES

AirArabia
UAE • Morocco • Egypt

AirArabia
Engineering

AirArabia
Simulator

FlyArna 

cozmotravel


الشارقة لخدمات الطيران
Sharjah Aviation Services

 **Alpha Aviation**
Academy

ISA
Accelerate Your Growth

CENTRO
Sharjah

Radisson 
HOTELS & RESORTS

sayara 
limousine & car rental

 **ACTION**
HOSPITALITY

alpha

AirArabia

CONTACT US

 investor-relations.airarabia.com

 +971 6 5088939

 investorrelations@airarabia.com

 www.airarabia.com

DISCLAIMER

Information contained in this presentation is subject to change without notice, its accuracy is not guaranteed and it may not contain all material information concerning the company. Neither we nor our advisors make any representation regarding, and assume no responsibility or liability for, the accuracy or completeness of, or any errors or omissions in, any information contained herein.

In addition, the information contains projections and forward-looking statements that reflect the company's current views with respect to future events and financial performance. These views are based on current assumptions which are subject to various risks and which may change over time. No assurance can be given that future events will occur, that projections will be achieved, or that the company's assumptions are correct.

Actual results may differ materially from those projected. This presentation is strictly not to be distributed without the explicit consent of Company management under any circumstance.