

AirArabia



RESULTS PRESENTATION Q4/FY 2022

FY 2022 IN FOCUS

STRATEGIC SUMMARY – FY 2022

- The aviation industry has begun returning to normality as airlines and airports worldwide witnessed faster recovery following the drop in demand cause by the pandemic.
- Air Arabia’s 2022 record profitability is considered the best in the company’s operating history.
- The strong performance reflect the strength of the business model, growth strategy and the management team.
- Air Arabia launched operations of its two latest joint ventures in Armenia and Pakistan
- 24 new routes added from its strategic seven hubs in the UAE, Morocco, Egypt, Armenia and Pakistan
- Over 12.8 million passengers carried in 2022, double digit growth, signaling a healthy recovery in passenger demand.
- New joint venture announced “Air Arabia Sudan” to be based in Khartoum.

FINANCIAL REVIEW Q4 / FY

KEY PERFORMANCE – Q4 2022

(AED Millions)	Q4 2022	Q4 2021	Change	%
Pax (m)	2.33	1.85	0.48	26%
LF %	82%	81%	1%	1%
Revenue (m)	1,393.3	1,302	91.3	7%
Operating Profit / (Loss)	295.7	440	-144.3	-33%
Operating Profit / (Loss) Margin %	21.2%	33.8%	-12.6%	
Net Profit / (Loss)	355.8	466.8	-111	-24%
* Pax (all hubs)	3,662,730	2,548,859		44%

KEY PERFORMANCE – FY 2022

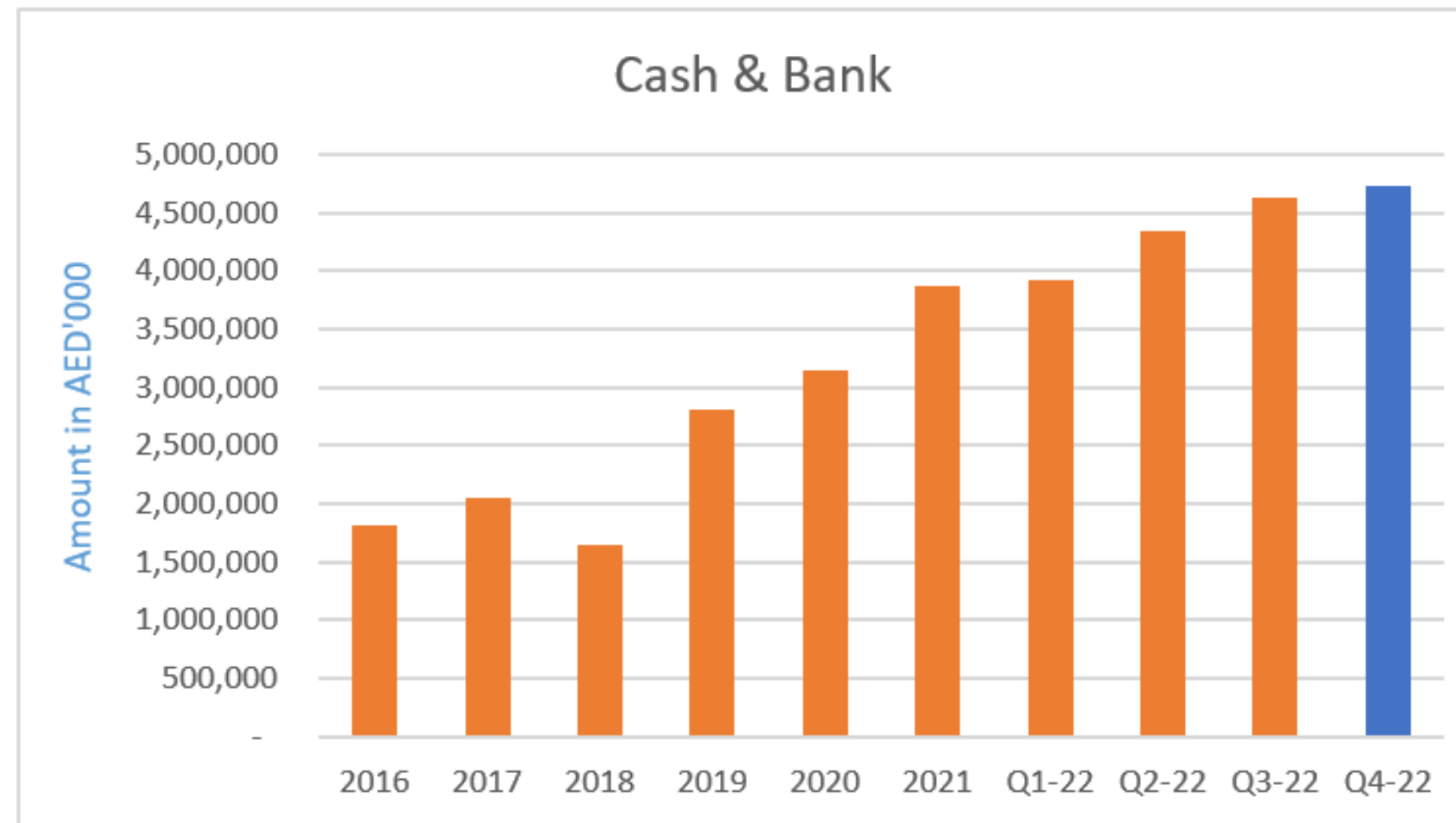
(AED Millions)	2022	2021	Change	%
Pax (m)	8.36	4.42	3.94	89%
LF %	80%	73%	7%	10%
Revenue (m)	5,241.8	3,174.1	2,067.7	65%
Operating Profit / (Loss)	1,431.6	643	788.6	123%
Operating Profit / (Loss) Margin %	27.3%	20.3%	7%	
Net Profit / (Loss)	1,222.3	720	502.3	70%
* Pax (all hubs)	12,831,117	6,754,387		

BALANCE SHEET – FY 2022

(AED Millions)	YE 2022	YE 2021	Change	%
Assets				
Non Current Assets	8,805	8,665	140.2	1.6%
Current Assets	5,632	4,641	990.8	21.3%
Total Assets	14,437	13,306	1,131	8.5%
Liabilities & Equity				
Non Current Liabilities	3,735	4,079	-344.5	-8%
Current Liabilities	3,707	3,152	554.9	18%
Total Liabilities	7,441	7,231	210.4	2.9%
Capital & Reserves				
Equity	6,996	6,075	920.6	15.2%
Total Liabilities & Equities	14,437	13,306	1,131	8.5%

CASH GENERATION

Cash & Bank



Retained Earnings /
(Accumulated Losses)



FLEET STATUS FY 2022

CURRENT FLEET



Airbus A320ceo

59 Aircraft in service

Fleet Allocation / Current

42 Sharjah	08 Abu Dhabi
09 Morocco	02 Armenia
04 Egypt	03 Pakistan



Airbus A321ceo/A321neo LR

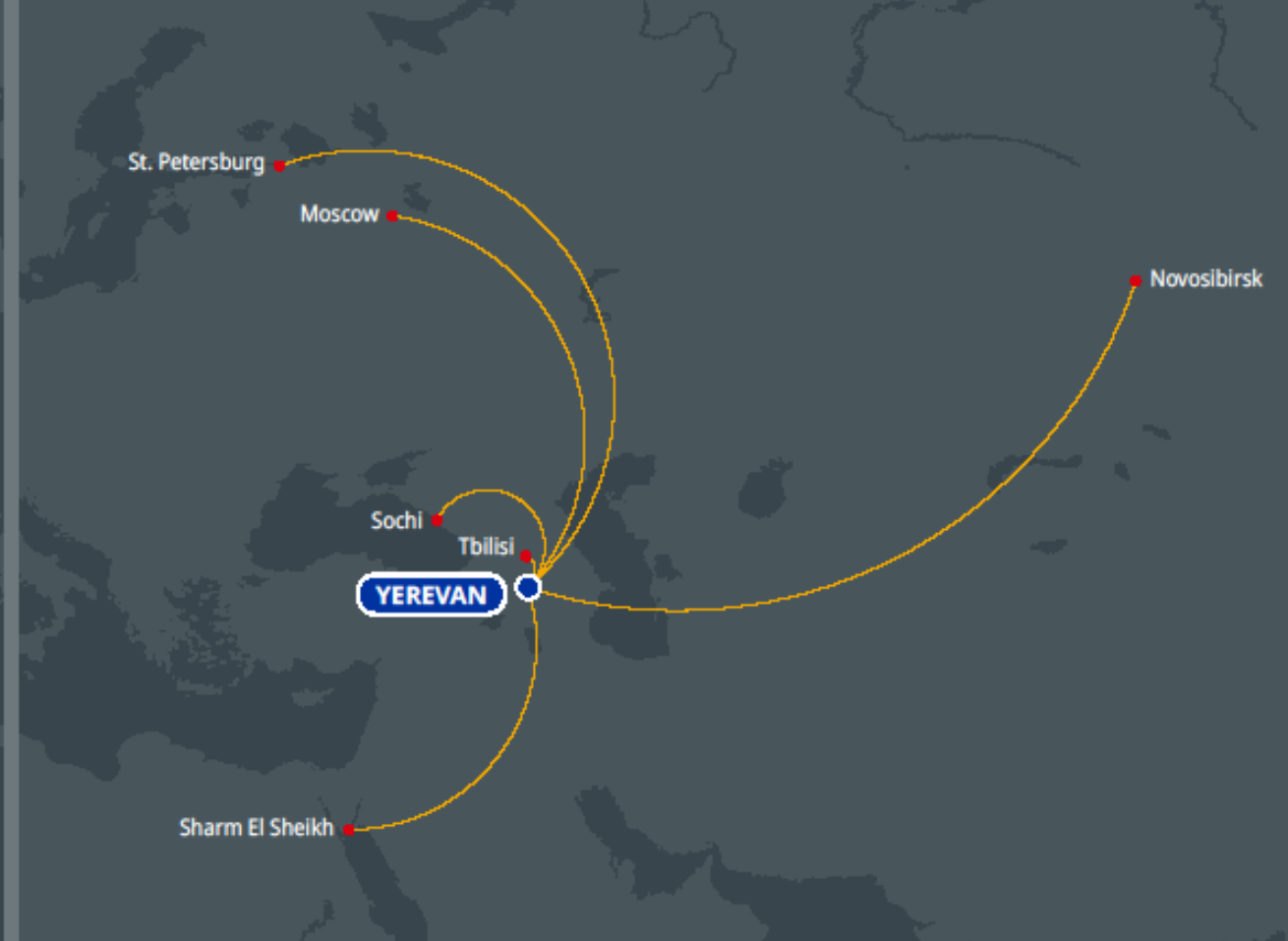
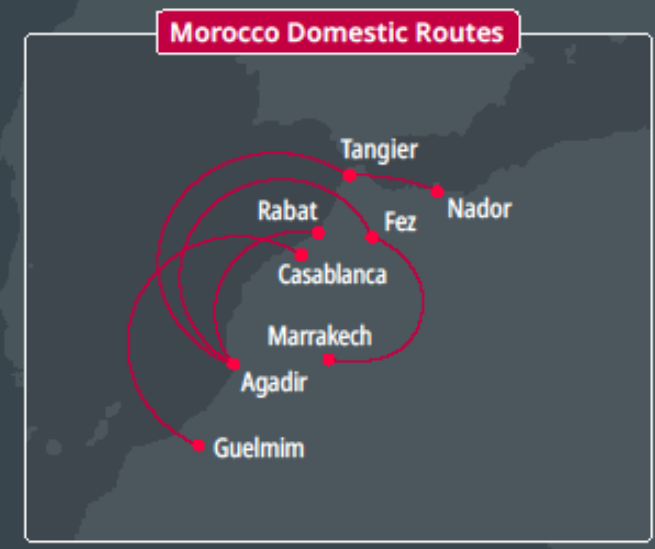
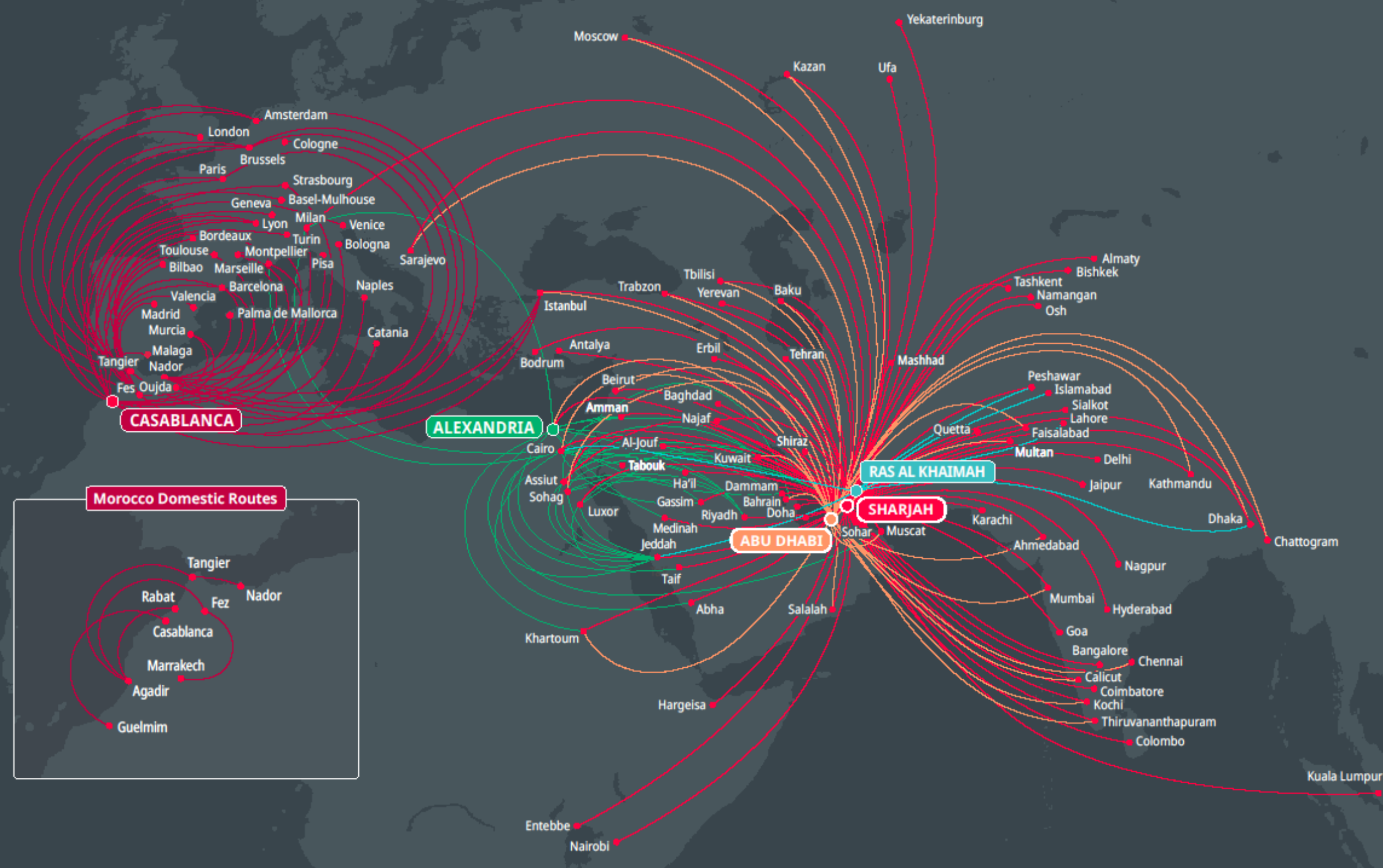
9 Aircraft in service

120 Airbus A320 family aircraft on order with delivery starting in 2024.

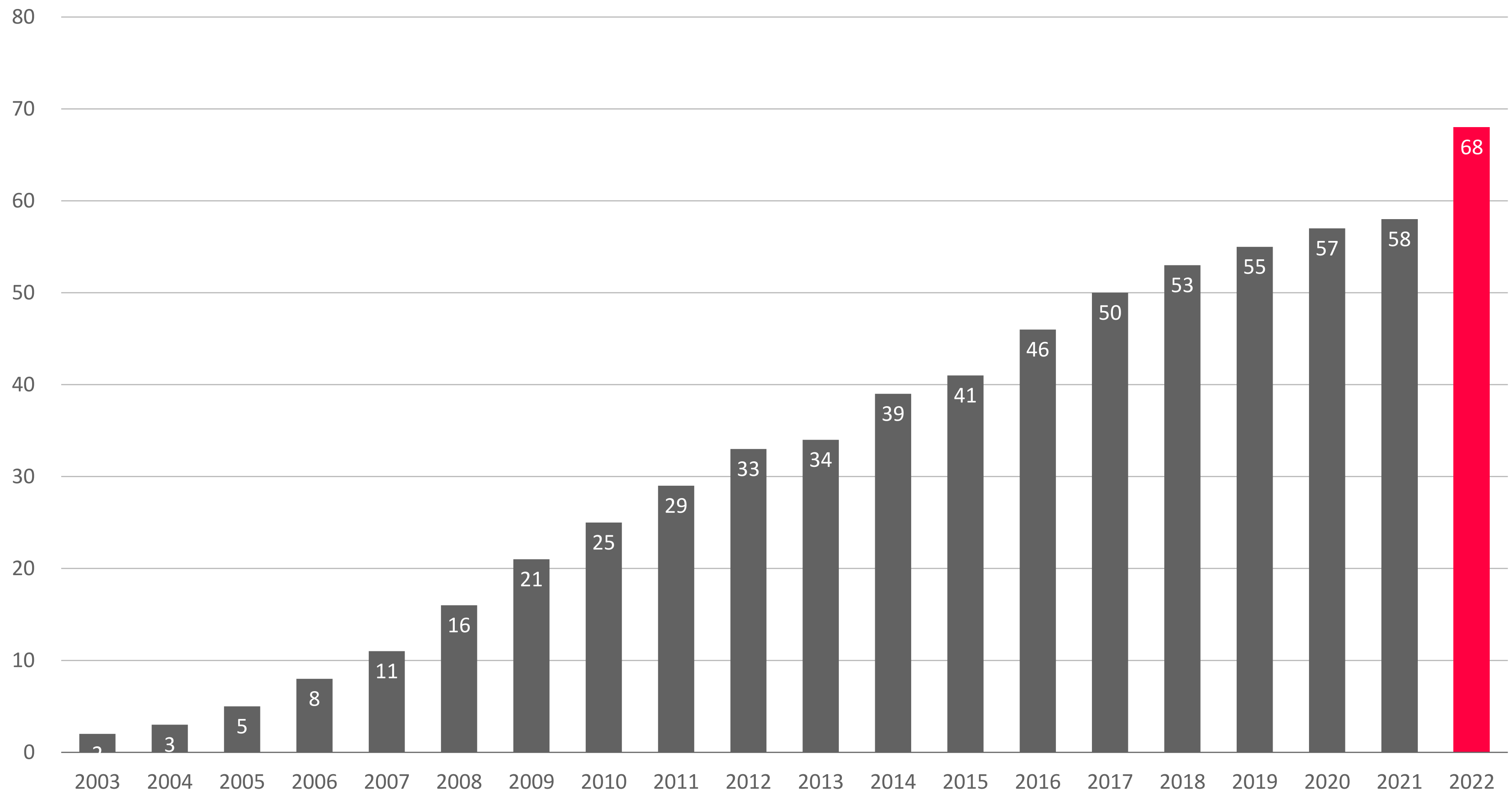
OUTLOOK

- The aviation signals steady recovery in passengers demand post pandemic, however, airlines continue to face many challenges such as oil price, supply chain and geopolitical.
- We are confident of the fundamentals of the aviation sector and the underlying demand for affordable air travel.
- Air Arabia remains focused on driving its business by a clear strategy for growth while providing customers with best travel options.
- The management team continues to implement effective strategy for cost control measures while supporting robust growth and new ventures.

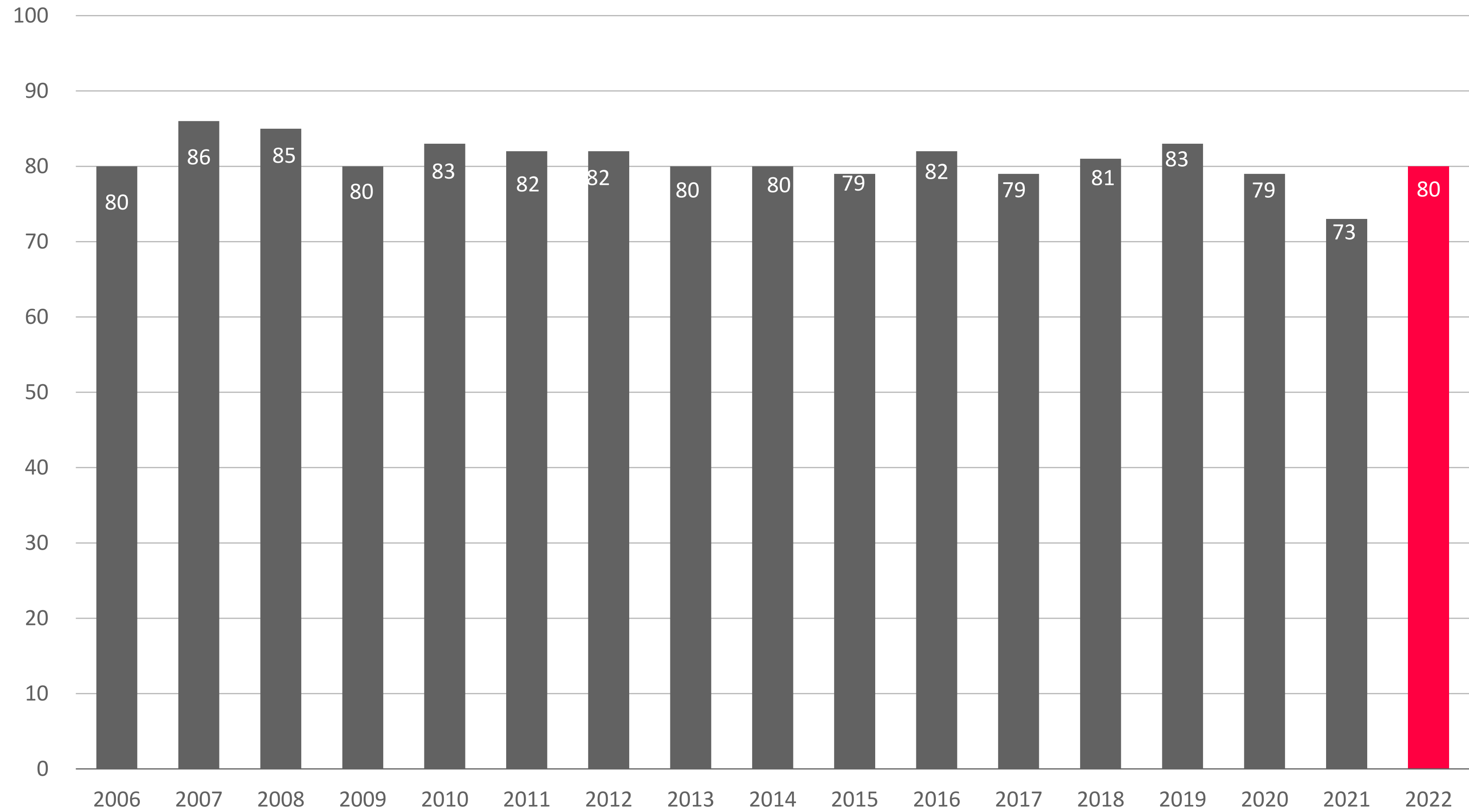
APPENDIX



FLEET SIZE HISTORICAL YEARLY

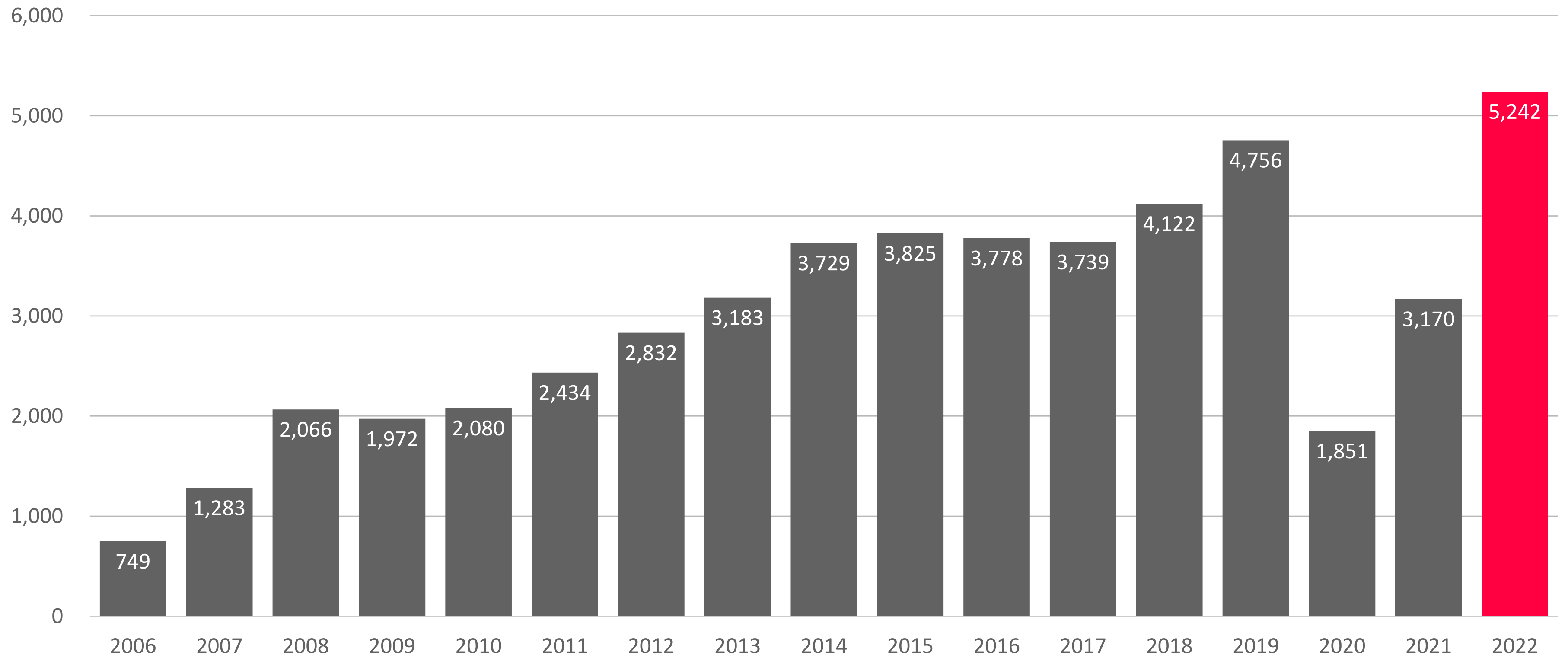


SEAT LOAD FACTOR HISTORICAL YEARLY

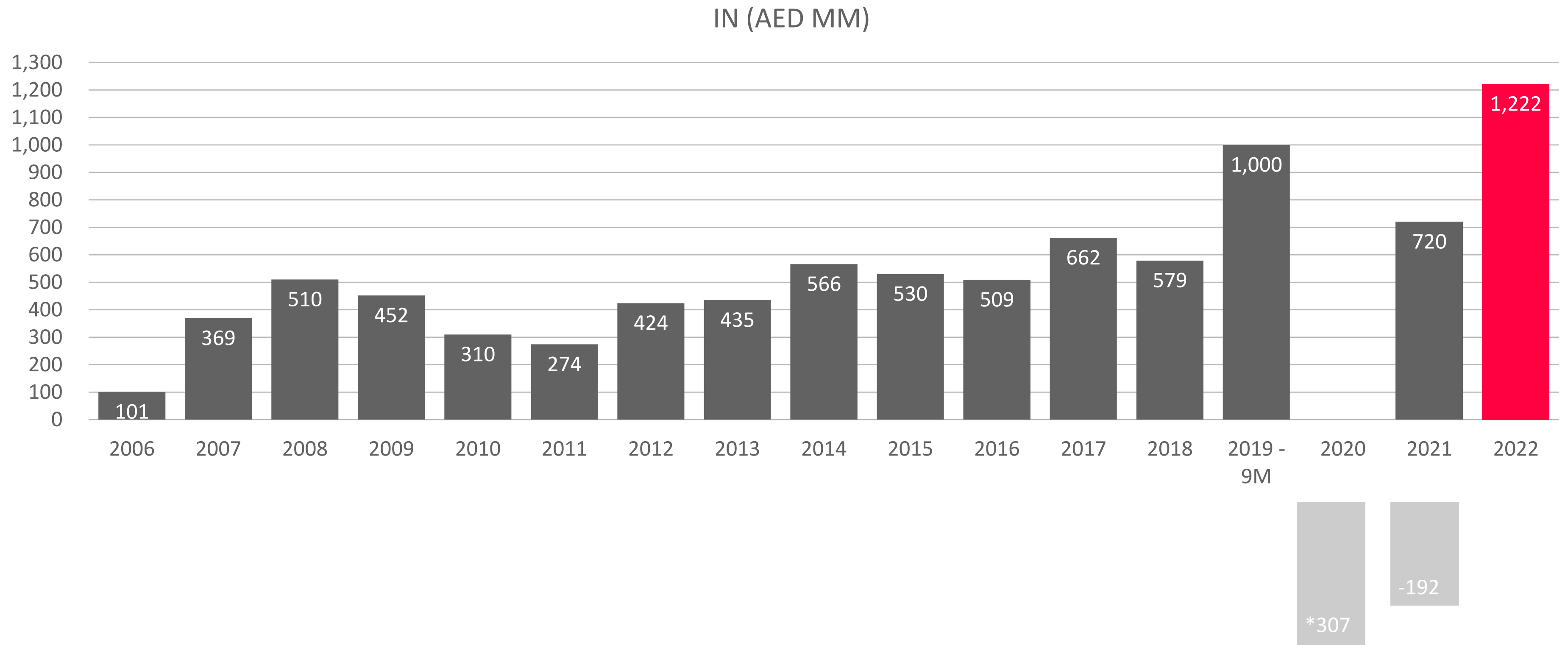


REVENUE HISTORICAL YEARLY

IN (AED MM)



NET PROFIT HISTORICAL YEARLY



*2018 reported net profit absorbed AED307 million accumulated loss following the impairment decision taken in relation to the Group's full financial exposure to Abraaj Capital.

CORPORATE SOCIAL RESPONSIBILITY

Air Arabia’s award winning corporate social responsibility program “Charity Cloud” provides sustainable education and healthcare initiatives in underprivileged communities across the world. Charity Cloud built and operates over 15 schools and clinics in 12 countries and treats over 30,000 patient yearly and provides education for over 1,000 student every year.

Charity Cloud Schools	Charity Cloud Clinics
Sri Lanka	Sudan
India	Yemen
Nepal	Egypt
Turkey	Sri Lanka
Kenya	Bangladesh
Egypt	
Morocco	



ESG matters are important consideration in how we do business, including our corporate governance systems that runs at every level in the organization, risk management and methodology to serve customers and support for local communities. Our main driver is the sustainability and efficiency embedded in the culture and management of the airline. Equally important, we believe that the core items that are critical of our ESG approach are practiced across the organization through efficient operations and environment friendly practices. For Air Arabia, this means we are leveraging our business and policy expertise, and presence to help drive an inclusive recovery, expand, and accelerate sustainability. Please review Air Arabia’s ESG report for more information.

AIR ARABIA GROUP COMPANIES



CONTACT US

 investor-relations.airarabia.com

 +971 6 5088939

 investorrelations@airarabia.com

 www.airarabia.com

DISCLAIMER

Information contained in this presentation is subject to change without notice, its accuracy is not guaranteed and it may not contain all material information concerning the company. Neither we nor our advisors make any representation regarding, and assume no responsibility or liability for, the accuracy or completeness of, or any errors or omissions in, any information contained herein.

In addition, the information contains projections and forward-looking statements that reflect the company's current views with respect to future events and financial performance. These views are based on current assumptions which are subject to various risks and which may change over time. No assurance can be given that future events will occur, that projections will be achieved, or that the company's assumptions are correct.

Actual results may differ materially from those projected. This presentation is strictly not to be distributed without the explicit consent of Company management under any circumstance.